

FUSION

Polymer Infused Carnauba Wax
AERO FUSION adds a deep rich gloss to your painted surfaces while creating a barrier of durable protection. Fusion is easy to apply with nothing short of perfect results. AERO FUSION is a polymer infused carnauba soft paste wax that is environmentally friendly 100% biodegradable and VOC compliant. Fusion features all of the attributes of polymer; easy application, incredible durability, extreme melting points. While adding the amazing gloss enhancement of a premium carnauba paste wax.

AERO9001 13.5oz (400ml)



GLIDE

Polymer Infused Clay Bar

AERO GLIDE is our patent pending clay formula that delicately deep cleans and removes surface contaminants while it lays down AERO's exclusive co-polymer to protect and beautify your car's finish for months. GLIDE Polymer Infused Clay Bar is safe for all paint surfaces - including clear coat. It will remove tree sap, bug residue, paint overspray, environmental fallout from pollution, road tar, rail dust, and other stubborn dirt. Now, you can clean and protect your paint all in one simple step and have the ultimate shine and protection in no time with our revolutionary GLIDE clay bars!

AERO5718 16oz Clay Bar



SHIELD

Catalyzed 2-Part Paint Protectant

SHIELD, a 2-part paint protectant is a catalyzed, co-polymer that chemically binds to painted surfaces to create a deep, luscious shine, while also protecting painted surfaces for up to two years. The easy to apply protectant has been a detailing staple of sister company, International AERO Services, which has been cleaning multi-million dollar private aircraft for years. The application of SHIELD is a short and easy process that does not require buffers or other equipment to get premium results. After activating SHIELD when breaking the burst pack, simply apply small amounts to the included applicator, and work in a circular motion. Let the product sit for 30 minutes, and remove the excess with a plush microfiber towel. For best results, maintain the painted surface with AERO SHINE to keep the paint's unsurpassed luster, shine and protection.

AERO5887 4.90oz (145ml)

AERO5889 1 Gallon (3.78 Litre)



AWAY

Degreaser, Tyre, Wheel, & Engine Cleaner

Formulated to remove heavy soil, brake dust and grease found on aircraft safely and effectively, AWAY is an environmentally friendly degreaser. It is a must that our degreaser perform to the very highest quality standards removing all dirt, soil, grease or brake dust from the surface of aircraft, while being gentle on sensitive components and specially treated surfaces. AWAY degreaser will replace a shelf or two of cleaning products in your garage. It works as a bug & tar remover, a wheel cleaner, a tyre cleaner and an engine degreaser. AWAY cleaner is powerful enough to cut through grease on engines and baked-on brake dust even on roughcast aluminium wheels. Tar, sap, and bugs will break down in just a matter of seconds.

AERO5695 16oz (473ml)



POLISH

Aluminium & Metal Polish

When challenged to keep the polished leading edges of corporate aircraft shining brightly, International Aero Services team depend on POLISH to do this job. With certainty, this product will be the finest metal POLISH you will ever use. POLISH delivers shine and protection to aluminum, stainless steel, chrome, gold, silver, copper, brass and magnesium. Other paste-type polishes only permit small areas to be shined at once. Their polishing products cannot be allowed to dry or they become difficult (if not impossible) to remove. But with POLISH, users can polish an entire surface, allow it to dry and simply dust it off. What's left is a beautiful shine without the repetitive rub-on, wipe-off exercise required by other polishes. This product actually has certain proprietary ingredients that allow our POLISH to become finer and finer the more you rub it in. Essentially, you're starting with a metal polish that ns with the necessary grade of compounds to remove oxidation and scratches that dull a metals surface, and as it's used it breaks itself down to a finer and finer material until it becomes the finest level of polish available, leaving a shine and luster that would normally require you to use many different products to achieve this level of shine. Best of all, it's effortless to use and once allowed to dry, it's a simple "wipe off".

AERO5657 16oz (473ml)



OZ-20 Super Wash "N" Wax

OZ-20 "Super" has a superior "Waxing" formula that has an excellent deep cleansing action for removing dirt and traffic film. Leaves a smooth high gloss finish on paintwork, giving protection against the elements. Ideal for one step car preparation. Dilute OZ-20 Super Wash 1:50 parts warm water, rinse foam off car before it dries.

1 Litre Bottle.....BI-SSW1

5 Litre Bottle.....BI-SSW5

20 Litre Bottle.....BI-SSW20



Non-Silicone Tyre Shine

Non-Silicone Tyre Shine is used to renew and shine vinyl, plastic and all rubber surfaces. It is great for tyre dressing applications as an alternative to solvent based solutions. Perfect for panel shops that require a non silicone based formula. Simply spray on then wipe off excess with a damp cloth.

- Safe when over sprayed on painted surfaces

- Cleans & protects in one application

- Provides great protection & shine

1 Litre Bottle.....BI-NSTS1

5 Litre Bottle.....BI-NST55



Tuff Citrus Degreaser

Tuff Citrus Degreaser is exactly that! A water based concentrate with added extra cutting power from orange oil. With a deodorising agent and broad spectrum solvents making it a powerful performer on oil, grease and any other soiled surface. Perfect on engine parts, machinery, bitumen, floors, concrete cleaning, truck chassis, metal degreasing, pressure wash spraying and tautliners. Also great for Marine applications.

- Water based degreaser

- Boosted with orange oil

- Medium foaming

- Non-Flammable

5 Litre Bottle.....BI-TCDS5

20 Litre Bottle.....BI-TCDD20

HELMETS & ACCESSORIES



SIMPSON Helmets

Simpson Helmets have been the choice of champions for 48 years. All Simpson helmets feature ultra light technology which means that the materials chosen and the manufacturing process ensure helmets that are lightweight and balanced. The way every helmet should be. To find your size, measure around your head, directly above the brow line and refer to the helmet sizing chart. Simpson helmets ship with a clear shield unless otherwise noted and some Simpson Helmets are made to order and may require additional lead times.

INCHES														
CENTIMETERS														
HAT SIZE	6 1/4 - 6 1/2		6 1/2 - 7		7 1/4 - 7 1/2		7 1/2 - 7 3/4		7 3/4 - 8					
HELMET	XS		SM		MD		LG		XL		XXL			

SIMPSON SA2015 BANDIT

The Bandit series helmets are characterized by their distinctive, style-setting appearance and profile that follow the contour of the eye and face. One of the most recognizable helmets, the redesigned, trend-setting Bandits are also one of the most popular helmets today

• Snell SA 2015 Rated

• Best for multi-use, stock car, drag racing, sprint car and karting

• Classic Bandit flag ship design, improved aerodynamics through design innovation

• Head and neck restraint compatible; radio communications available

• Extra cheek pads included

• Available in Black / White / Matte Black

Bandit Snell 2015 Certified

SI620 - XS to XXL



SNELL 2015

SUPER BANDIT

• Snell SA 2015 Rated, manufactured in the USA

• Best for multi-use, stock car, drag racing, sprint car and karting

• Classic Bandit flag ship design, improved aerodynamics through design innovation

• Head and neck restraint compatible; radio communications available

• Side pipe option available

• Available in Blue By-You / Sun Kissed / Metallic Blazing Copper / Metallic Silver

• Metallic Mirage Lake / Red Hot Meltdown / White / Black / Matte Black

• Safety Orange / Pearl White / Metallic Blue (By Request)

Super Bandit Snell 2015 Certified SI621 - XS to XL



SIMPSON

SA2015 Carbon BANDIT

Simpson has made the latest Snell SA2015 Rated version of their popular Bandit even better with this all new Carbon Bandit

Helmet! Classic Bandit flag ship design, improved aerodynamics through design innovation, new Shield Pivot system, 100% shield seal.

• Best for multi-use, stock car, drag racing, sprint car and karting

• Classic Bandit flag ship design, improved aerodynamics through design innovation

• Head and neck restraint compatible; radio communications available

• Side pipe option available

• Ships complete with two 3mm shields (clear and smoke), includes helmet bag

• Snell SA 2010 Rated

Carbon Bandit Snell 2015 Certified

SI620C - XS to XXL



Simpson Ghost Bandit

The brand New Simpson Ghost Bandit we are pleased to inform, is Now Road Legal in all States and Territories in Australia.

The Ghost Bandit's features include

• Lightweight Composite and Carbon Fibre versions

• ECE / DOT Certified

• Dual adjustable chin vents

• Internal, Retractable Sun Visor • Top and Rear ventilation

• Removable Chin noise and Air dam • Integrated Speaker and Boom Mic Pockets

• Multiple Visor Options • Removable Antibacterial Liner

• Gloss White, Black, Matt Black • Carbon available at extra cost

• Order Now ! First shipments expected end of July.

• Supplied Standard as Clear outer Visor / Smoke Sun Visor

Sizes Small to XXL in White, Black or Matt Black

Ghost Bandit S1GB



SNELL 2015 CARBON DRAG BANDIT

Classic Bandit flag ship design, improved aerodynamics through design innovation.

- FIA 8850-2015 approved.
- Snell SA 2015 certified.
- Radio communications may be added
- Side pipe option available
- Includes helmet bag
- Head Restraint ready
- Includes SFI 3.3/10 helmet skirt

Carbon Drag Bandit Snell 2015 Certified

SI622C - XS to XL



SNELL 2015 DRAG BANDIT

- Snell SA 2015 Rated, manufactured in the USA
- Best for drag racing
- Built in head sock meets drag requirements
- Classic Bandit flag ship design, improved aerodynamics through design innovation
- 100% shield seal
- Head and neck restraint compatible; radio communications available
- Available in Blue By-You / Sun Kissed / Metallic Blazing Copper / Metallic Silver / Metallic Mirage Lake / Red Hot Meltdown / White / Black / Matte Black
- Safety Orange / Pearl White / Metallic Blue (By Request)

Drag Bandit Snell 2015 Certified SI622 - XS to XL



SIMPSON SA2015 X BANDIT PRO

Snell SA 2015 helmets meet Snell's latest and most stringent safety standards. In addition to the strict testing for high impact crashes that Snell certified helmets are subjected to, new tougher requirements have been added for Snell SA 2015 certification that also include low velocity and low lateral testing. Additionally, SA 2015 helmets must now be equipped with FIA 8858-2010 compliant M6 terminal mounts for frontal head restraints. NEW: A helmet that is Snell SA 2015 has passed "Low Velocity" impact testing. For the racer, this test ensures performance in low velocity crashes.

- NEW: A helmet that is Snell SA 2015 certified has passed "Low Lateral" impact tests focusing on the key area around the ear and temple.
- FIA 8860 rated
 - Made in the USA
 - The X Bandit Pro offers the same protection as the Vudo Pro and Venator Pro helmets
 - The X Bandit Pro was originally designed for Top Fuel and Funny Car racing and has quickly become a favorite for all top drag racers
 - Drag Sock is SFI.10 rated
 - Frontal head restraint ready
 - Includes padded helmet bag
 - Recommended for multi-use including Circle Track, Dirt Track, Drag Racing, Off Road and Road Racing

X Bandit Pro Snell 2015 Certified SIP27 - XS to XL



F/C External Air System

The F/C air system was designed in 1998 to provide constant flow or on demand air to the driver in the event of a fire. The composite bottle will hold 5 to 10 minutes of air depending on flow setting. Includes bottle, flow control regulator, ball valve assembly and 8 foot of .250" fire rated hose.

F/C External Air System SIFCC
Replacement F/C Air System Fire Rated Hose SIFCH256
6FT x .250"

SNELL 2015 DIAMONDBACK

- Snell SA 2015 Rated, manufactured in the USA
- Best for multi-use, stock car, drag racing, sprint car, karting
- Defined "Wave Eliminators" increase functionality from an aerodynamics aspect
- Newly designed shield pivot system
- Newly designed shield latch opens with ease
- Recessed eye port offers a 100% shield seal
- Head and neck restraint compatible; radio communications available
- Side pipe air option available
- Available in Blue By-You / Sun Kissed / Metallic Blazing Copper / Metallic Silver / Metallic Mirage Lake / Red Hot Meltdown / White / Black / Matte Black
- Safety Orange / Pearl White / Metallic Blue (By Request)

Diamondback Snell 2015 Certified

SI629 - XS to XL



CARBON DIAMONDBACK

The Carbon Diamondback is Snell SA 2015 RATED and manufactured in the USA of exceptionally lightweight, Auto Clave Molded Carbon Fiber.

- Defined "Wave Eliminators" increase functionality from an aerodynamics aspect
- Optimally designed shield pivot system
- Recessed eye port offers a 100% shield seal
- Radio communications may be added
- Side pipe air option available
- Helmet bag included
- Head Restraint ready

Carbon Diamond Back Snell 2015 Certified

SI629C - XS to XL



SNELL 2015 OUTLAW BANDIT (Motorcycle)

- Snell M 2015 approved and DOT Rated
- Best for Motorcycle
- Chin air ram duct for improved air circulation, reduced lift counter measures

Outlaw Snell 2015 Certified

SI2820 - XS to XL



SNELL 2015

Carbon DEVIL RAY

- Snell SA 2015 Rated
- Best for multi-use, stock car, drag racing, sprint car, and karting
- Exceptionally lightweight carbon shell, 2.9 lbs Medium weight
- 100% shield seal
- Head and neck restraint compatible; radio communications available
- Top air and side pipe options available *additional charge
- Ships complete with two 3mm shields (clear and smoke), includes helmet bag

Carbon Devil Ray Snell 2015 Certified

SI683 - XS to XXL



SIMPSON SA2015 Venator

Aggressive Helmet Infused with Titanium Reinforcements for Super Strength The Venator Helmet is the latest in Simpson's arsenal of high-quality racing helmets. Utilizing cutting-edge carbon fiber construction technology, the Venator has been developed with CFTI technology. This incorporates titanium into the carbon fiber weave, creating a super strong material that's perfect for a racing helmet. The internal padding is designed for Simpson's new ear cup speakers, and the whole helmet is radio ready. SA2015 certified.

- Features
- SA2015 Certified
- Titanium Reinforced Carbon Fiber For Superior Strength
- Available In Vented or Non-Vented Chin Bar Models

VENATOR 2015 Certified

SI685 - XS to XL



Simpson EV1 Carbon

Snell 2015 / FIA Helmets
SIMPSON VUDO PRO CARBON absorbs more impact energy with improved load spreading during side impact collisions via advanced Auto Clave moulded Carbon Fibre. Snell SA2015, FIA 8860 certified, this helmet is for the serious driver who demands the highest levels of protection, comfort and performance.

- Lightweight Carbon Fibre,
- Full Carbon-X lining, • FHR ready
- Recessed eye port for accurate visor seal
- Ships with padded, lined Helmet Bag
- + 3mm smoke visor and tear-off posts installed

Sizes 57cm - 61cm. Made to order

VUDO PRO 2015 Certified

SI663C - XS to XL



Simpson Vudo AIR INFORCER

Snell SA 2010/FIA

- Lightweight Autoclave Carbon Fibre
- Low profile stylist Top Cap
- Moulded Air Hose adapter for better air flow and strength
- Snell SA2010 certified
- Recessed eye port for optimum visor seal
- HYBRID / Hans - pre-drilled for hardware
- Ships complete with padded helmet bag and spare dark visor

Incremental sizes, made to order

Vudo AIR INFORCER SI662C



SIMPSON VUDO EV1

The SIMPSON VUDO has gone through a new design process resulting in this well featured, multi use helmet.

- Chin bar and top air vents,
- New visor pivot system,
- Increased aerodynamics,
- Recessed eye port offers a 100% visor seal
- Snell SA2010 certification
- Available in sizes 54cm to 62cm.
- Ships complete with spare dark visor and helmet bag,
- HYBRID / Head and Neck restraint compatible.
- White stocked, other colours by special order at extra cost - POA

VUDO 2015 Certified SI663 - XS to XL



SIMPSON SA2015

SPEEDWAY RX DRAG

Snell SA 2015 helmets meet Snell's latest and most stringent safety standards. In addition to the strict testing for high impact crashes that Snell certified helmets are subjected to, new tougher requirements have been added for Snell SA 2015 certification that also include low velocity and low lateral testing. Additionally, SA 2015 helmets must now be equipped with FIA 8858-2010 compliant M6 terminal mounts for frontal head restraints. NEW: A helmet that is Snell SA 2015 has passed "Low Velocity" impact testing. For the racer, this test ensures performance in low velocity crashes. NEW: A helmet that is Snell SA 2015 certified has passed "Low Lateral" impact tests focusing on the key area around the ear and temple.

- Made in the USA
- Classic "RX" styling in a drag racing version
- Frontal head restraint ready
- Radio communications may be added
- Drag Sock is SFI.10 rated
- Recommended for Drag Racing

Speedway RX DRAG Snell 2015 Certified SI653 - XS to XL



SNELL 2015

Speedway RX Helmets

These Speedway RX helmets from Simpson feature contoured eyeports that fit snugly around the eyes and nose. They also have air ram ducts on the chin and cheeks for great air circulation, a clear Lexan shield, and an exclusive, impact-absORBing, one-piece EPS liner with form-fitting, fire-resistant Nomex lining. They're perfect for any type of racer.

- Snell SA 2015 Rated, manufactured in the USA
- Best for multi-use, drag racing, sprint car, karting
- Redesigned chin bar for added comfort while keeping the styling of our classic RX "look"
- Defined "Wave Eliminators" increase functionality from an aerodynamics aspect
- Newly designed shield pivot system
- Newly designed shield latch opens with ease
- Recessed eye port offers a 100% shield seal
- Head and neck restraint compatible; radio communications available
- Available in Blue By-You / Sun Kissed / Metallic Blazing Copper / Metallic Silver
- Metallic Mirage Lake / Red Hot Meltdown / White / Black / Matte Black
- Safety Orange / Pearl White / Metallic Blue (By Request)

Speedway RX Snell 2015 Certified SI651 - XS to XL



SNELL 2015 Speedway SHARK Helmets

With Speed FX Package: Aerodynamic system consisting of a 'Wicker Bill' and 'Downforce Chime' that works in conjunction with Simpson's built-in BLD (Boundary Layer Design) and Gill vents to add helmet stability at high velocities in open cockpit cars.

- Snell SA 2015 Rated
- Best for multi-use, stock car, drag racing, sprint car, karting
- Defined "Wave Eliminators" increase functionality from an aerodynamics aspect
- Newly designed shield pivot system
- Newly designed shield latch opens with ease
- Recessed eye port offers a 100% shield seal
- Head and neck restraint compatible; radio communications available
- Ships complete with two 3mm shields (clear and smoke), includes helmet bag
- As worn by: Ashley Force Hood and Brandon Bernstein
- Available in Blue By-You / Sun Kissed / Metallic Blazing Copper / Metallic Silver
- Metallic Mirage Lake / Red Hot Meltdown / White / Black / Matte Black
- Safety Orange / Pearl White (By Request)

Speedway Shark Snell 2015 Certified SI670 - XS to XL





Helmet Shields

Durable 1/8" thick Lexan Shields include tear-off posts where applicable.

SHARK & VUDO HELEMET SHEILDS

SI1010-12	Clear
SI1011-12	Smoke
SI1012-12	Amber
SI1013-12	Iridium
SI1014-12	Mirror

X BANDIT, DIAMONDBACK, SKULL & RX

SI1020-12	Clear
SI1021-12	Smoke
SI1022-12	Amber
SI1023-12	Iridium
SI1024-12	Mirror

SW VOYAGER & VOYAGER EVOLUTION

SI1030-12	Clear
SI1031-12	Smoke
SI1032-12	Amber
SI1033-12	Iridium
SI1034-12	Mirror

BANDIT, SUPER BANDIT, DRAG BANDIT & CH3N02 Shields

SI89400A	CLEAR
SI89401A	DARK SMOKE
SI89402	IRIDIUM
SI89403A	HI-RESOL AMBER
SI89404A	ANTI-FOG LIGHT SMOKE SHIELD
SI89406A	ANTI-FOG SILVER MIRROR SHIELD

OUTLAW Shields

SI89600A	ANTI-FOG CLEAR SHIELD
SI89601A	ANTI-FOG SMOKE SHIELD
SI89602	IRIDIUM METALIZED SHIELD

RX Shields SNELL 2005 & PRIOR

SI89200A	ANTI-FOG CLEAR SHIELD
SI89201A	ANTI-FOG SMOKE SHIELD
SI89203	IRIDIUM METALIZED SHIELD
SI89204A	ANTI-FOG AMBER W/BLOCKER SHIELD

SPWY VUDO, SHARK AIR ENFORCER, SHARK

SIDEPRO & SIDEWINDER Shields

SNELL 2005 AND PRIOR

SI88400A	ANTI-FOG CLEAR SHIELD
SI88401A	ANTI-FOG SMOKE SHIELD
SI88402	IRIDIUM METALIZED SHIELD
SI88403A	ANTI-FOG AMBER W/BLOCKER SHIELD

SUPER SHARK, SPEEDWAY SHARK, VALOR, INVADER Shields SNELL 2005 & PRIOR

SI88600A	ANTI-FOG CLEAR SHIELD
SI88601A	ANTI-FOG SMOKE SHIELD
SI88602	IRIDIUM METALIZED SHIELD
SI88603A	ANTI-FOG AMBER W/BLUE BLOCKER SHIELD
SI88604A	ANTI-FOG LIGHT SMOKE SHIELD

JR SPEEDWAY SHARK Shields

SIJ88600	CLEAR SHIELD
SIJ88601	SMOKE SHIELD
SIJ88602	IRIDIUM METALIZED SHIELD
SIJ88603	AMBER W/BLUE BLOCKER SHIELD

DEVIL RAY Shield SNELL 2005 & 2010

SI84300A	SHIELD- CLEAR
SI84301A	SHIELD- DARK SMOKE
SI84303	SHIELD- IRIDIUM
SI84304A	SHIELD- HI-RESOL AMBER

NEW VOYAGER, SIDEPRO & SIDEWINDER (JR-7 3/8)

VOYAGER Shields

SNELL 2005 AND PRIOR

SI88300A	ANTI-FOG CLEAR SHIELD
SI88301A	ANTI-FOG SMOKE SHIELD
SI88303	IRIDIUM METALIZED SHIELD
SI88304A	ANTI-FOG AMBER W/BLUE BLOCKER SHIELD
SI88305A	ANTI-FOG LIGHT SMOKE SHIELD
SI88306A	ANTI-FOG SILVER MIRROR SHIELD

VOYAGER & SIDEWINDER VOYAGER (7 1/2-8 1/8),

AIRPRO VOYAGER Shields

SNELL 2005 AND PRIOR

SI88200A	ANTI-FOG CLEAR SHIELD
SI88201A	ANTI-FOG SMOKE SHIELD
SI88203	IRIDIUM METALIZED SHIELD
SI88204A	ANTI-FOG AMBER W/BLUE BLOCKER SHIELD
SI88205A	ANTI-FOG LIGHT SMOKE SHIELD
SI88206A	ANTI-FOG SILVER MIRROR SHIELD

Dual Shield Bag

The dual shield bag is designed to hold two shields with separation between. Made with micro fibre, it can be machine washed. Excellent for cleaning shields.

Dual Shield Bag	SI23900
------------------------	----------------

Shield Pivot Kits

Replacement pivot kits for shield. Includes fasteners.

Pivot Kit for SX & RX Helmets	SI99001
Pivot Kit for Bandit & Shark Helmets	SI99002
Pivot Kit for Voyager Helmets	SI99022

Helmet Rubber Kit

Replacement rubber kit for Simpson helmets.

Helmet Rubber Kit	SI99005
-------------------	----------------

PYROTECT

PYROTECT AIRFLOW INTERIOR PRO AIRFLOW HELMETS SA2015 RATED

For use in Competitive Automotive Sports, Marine and Kart Racing Pyrotec's Patented Pro Airflow interior helmets are unmatched by the competition. this exclusive design helps reduce fogging along the front and top venting to keep you both cooler and more comfortable.

Features: • Designed with a hand laminated Carbon/Kelvar/Glass light weight shell for maximum durability

- Stainless Steel hardware and a Kevlar chinstrap
- New Head Liner design for added comfort and improved air flow • removable headliner & cheek pads for cleaning or resizing • .125" Polycarbonate shield with tear off post
- Compatible with Bell or racing optics style tear offs
- Large eye ports on full face models offers greater visibility
- HANS ready • Great aerodynamics • Fire retardant interior
- Snell SA 2015 rated • Sizes XS to XXXL

SA2015 Carbon Fiber Helmet

Full Face Helmet

Description	Part No.
X-Small	PY7000995
Small	PY7001005
Medium	PY7002005
Large	PY7004005
X-Large	PY7005005
XX-Large	PY7006005
XXX-Large	PY7007005

White Pro Airflow Full Face Helmet

Description	Part No.
X-Small	PY9000995
Small	PY9001005
Medium	PY9002005
Large	PY9004005
X-Large	PY9005005
XX-Large	PY9006005
XXX-Large	PY9007005

Black Pro Airflow Full Face Helmet

Description	Part No.
X-Small	PY9010995
Small	PY9011005
Medium	PY9012005
Large	PY9014005
X-Large	PY9015005
XX-Large	PY9016005
XXX-Large	PY9017005

Matte Black Pro Sport

Full Face Helmet

Description	Part No.
X-Small	PY8000995
Small	PY8001005
Medium	PY8002005
Large	PY8004005
X-Large	PY8005005
XX-Large	PY8006005
XXX-Large	PY8007005

White Pro Sport

Full Face Helmet

Description	Part No.
X-Small	PY8060995
Small	PY8061005
Medium	PY8062005
Large	PY8064005
X-Large	PY8065005
XX-Large	PY8066005
XXX-Large	PY8067005

PYROTECT HELMET SIZING CHART

Helmet	Size Inches	Hat Size	Metric (cm)
Junior -			
XXXS, XXS, XS	19 1/4 - 20 1/8	6 - 6 1/4	49 - 51
XX Small	20 - 21 1/4	6 3/8 - 6 1/2	51 - 52
X Small	20 3/8 - 21 1/8	6 5/8 - 6 3/4	52 - 54
Small	21 1/4 - 22	6 3/4 - 7 1/8	55 - 56
Medium	22 1/2 - 22 7/8	7 1/8 - 7 1/4	57 - 58
Large	23 1/4 - 23 5/8	7 3/8 - 7 1/2	58 - 60
X Large	24 - 24 3/8	7 1/2 - 7 3/4	61 - 62
XX Large	24 3/4 - 25 1/8	7 3/4 - 8	63 - 64
XXX Large	25 1/4 - 25 1/2	8 1/4 - 8 1/2	65 - 66



PYROTECT HELMET SHIELDS/VISORS

Pyrotec offers a variety of face shields for all SA & M helmets. .125" thick shields are available for SA full-face models in clear, light smoke or dark smoke and amber.

Shield/Visor, SA/M10

Description	Part No.
Pyrotec, Clear, .125 THICK	PY9710-10
Pyrotec, Light Tint, .125 THICK	PY9712-10
Pyrotec, Dark Tint, .125 THICK	PY9713-10
Pyrotec, Amber Tint, .125 THICK	PY9715-10
Pyrotec, Blue Iridescent, .125 THICK	PY9720-10
Pyrotec, Chrome, .125 THICK	PY9725-10

PRO SPORT FULL FACE DUCKBILL TOP FORCED AIR

Pyrotec's SA2015 Pro Sport Tri-Weave Composite helmets have been designed for increased safety, comfort, and unmatched quality at an affordable price. The Pro Sport SA2015 helmets come with a unique six pad interior system which allows for resizing the helmet for a perfect fit along with an improved headliner that allows for better heat transfer. The interior P1 venting forced air channels were designed similarly to our ProAirflow series, by adding ventilation ports directed towards the face shield which increases airflow to a critical area of the helmet. Additionally, the inclusion of strategically placed ventilation ports around the top of the head provides optimal cooling throughout. The helmets duckbill design improves aerodynamics and reduces neck strain of drivers who race open wheel cars by increasing downforce in the front. The Pro Sport helmets are vacuum bagged and autoclave cured for superior helmet strength and durability while keeping the helmet as light as possible. Additionally, the ProSport helmet is designed with a duckbill and built in airfoil on the back to reduce neck strain and wind drag.

- Designed with a Composite Tri Weave Vacuum bagged & autoclave cured lightweight shell for maximum durability
- Stainless Steel hardware and a Kevlar chinstrap
- New Interchangeable six pad headliner and cheek pad system for better adjustability, added comfort, and cleaning
- Front and rear top venting for improved air intake and heat exhaust.
- P-1 Venting design for improved airflow
- .125" Polycarbonate shield with tear off post
- Rubber eye port seal
- Compatible with Racing Optics or Ultra Shield tear offs
- Large eye port offers greater visibility
- M6 inserted for head-neck restraint devices
- Great aerodynamics
- Fire retardant Nomex interior.

Description	Part No.
X-Small	PY8000905
Small	PY8001005
Medium	PY8002005
Large	PY8004005
X-Large	PY8005005
XX-Large	PY8006005

PYROTECT HELMET BAG

PYROTECT durable fleece lined nylon helmet bag, protects your helmet by keeping it clean and safe when not in use.

Description	Part No.
Fleece Lined Helmet Bag	PYB21000011



PYROTECT HELMET SKIRTS - NOMEX/KNIT

Pyrotec helmet skirts help seal out flames and dirt. Comfortable, easy to install contoured design that comes with matching velcro that attaches to your helmet that allows you to Velcro the skirt in place. Available in: Black, red, Blue or White.

Description	Part No.
Helmet Skirt, Nomex/Knit, WHITE	PY25050626
Helmet Skirt, Nomex/Knit, BLACK	PY25150626
Helmet Skirt, Nomex/Knit, RED	PY25250626
Helmet Skirt, Nomex/Knit, BLUE	PY25350626



HELMET RESTRAINT

Relieve the strain on a driver's neck under heavy G loads. Circle track racers loop restraint under arm. Drag racers attach to seat belt.

Description	Part No.
Helmet Restraint - Black	SS550



Helmet Restraints

This fatigue reducing helmet strap features durable steel hardware and quick attachment and adjustment with "D-ring" helmet installation.

Description	Part No.
Helmet Restraint - Black	SI36007BK
D-Ring Assembly (Pair)	SI50006
Hybrid D-Ring Kit SFI	SI-SFI.DK

Tapered Tearoff Post Kit

Adjustable, Anodised, CNC machined mounting posts.
ROP-9900



Professional Post Clip Anchors

Set of two professional HANS helmet anchors with aluminium bases as supplied with all HANS professional devices.

HANS Post Clip Anchors

SI50015

HANS Quick Disconnect Tether Set

Two fixed quick disconnect HANS tethers. Contains webbing material, shackles, loops and metal catches. Easily attaches to any HANS device.

Quick Disconnect Tether Set

SI50020

HANS Advantage Vision Plus Kit

Kit for converting one HANS device to sliding tether system. Allows full range of head movement for unlimited vision. Contains tether carriers, nutwashers, tether and full instructions. Fits all HANS devices except extra large size.

HANS Advantage Vision Plus Kit

SI50028

Replacement Foam Padding Set

Replacement foam padding for HANS devices. Includes two shoulder pads with FR covers. Fits medium and large devices only.

Replacement Foam Padding Set - Black

SI50021K

SIMPSON HYBRID SPORT

The evolution of the Hybrid Pro Rage technology and design has led the way for 2014's introduction of the high performance Hybrid Sport which promises the racer an improved product, at the same price range as the Pro Rage. The Hybrid Sport is lighter, weighing in at 20% less for the large, including hardware; and the DuPont carbon/polymer construction is sleek, modern and appealing with defined wings for seatbelt containment. The sliding tethers and patent pending multi-tether system enhances side to side range of movement and field of vision.



Simpson Large Hybrid Sport SFI
Simpson Large Hybrid Sport FIA
Simpson Medium Hybrid Sport SFI
Simpson Medium Hybrid Sport FIA
Simpson Small Hybrid Sport SFI
Simpson Small Hybrid Sport FIA
Simpson X-Large Hybrid Sport SFI
Simpson X-Large Hybrid Sport FIA
Simpson X-Small Hybrid Sport SFI
Simpson X-Small Hybrid Sport FIA

SI-HSLRG11
SI-HSLRG11PA-FIA
SI-HSMED11
SI-HSMED11PA-FIA
SI-HSSML11
SI-HSSML11PA-FIA
SI-HSXLG11
SI-HSXLG11PA-FIA
SI-HSXSM11
SI-HSXSM11PA-FIA

Drivers Neck Brace Pads

SFI 3.3 Approved

RCI 7801B Red Full Circle Neck Brace Pad
RCI 7801C Blue Full Circle Neck Brace Pad
RCI 7801D Black Full Circle Neck Brace Pad



Junior Drivers Neck Brace Pads SFI 3.3 Approved

RCI 7802B Red JR Full Circle Neck Brace Pad
RCI 7802C Blue JR Full Circle Neck Brace Pad
RCI 7802D Black JR Full Circle Neck Brace Pad

Padded Neck Support

The Simpson padded neck support helps reduce neck fatigue and is suitable for all types of racing. It features a removable knit Nomex sleeve and adjustable speedfit fasteners for universal fitment.

Padded Neck Support - Black

SI23022BK

Padded Neck Support - Blue

SI23022BL

Padded Neck Support - Red

SI23022R



NECK COLLAR

The Stroud neck collar is made with ultra soft knit Nomex outer covers and flame retardant closed cell foam on the inside. They are SFI approved and come in Black, Red and Blue.

Description

Part No.

Neck Collar Black

SS300-1

Neck Collar Red

SS300-2

Neck Collar Blue

SS300-3

PYROTECT NECK BRACES

Neck Braces that are contoured for your specific application, designed to fit the base of your helmet and allows greater air circulation around the neck. Manufactured using high density (HD) fire retardant foam with removable covers that make them easy to remove and clean.

Available in: Black, red or Blue.

Description

Neck Brace, Straight, Adult, SFI, BLACK

Neck Brace, Straight, Adult, SFI, RED

Neck Brace, Straight, Adult, SFI, BLUE

Neck Brace, Contoured, ADULT, SFI, BLACK

Neck Brace, Contoured, ADULT, SFI, RED

Neck Brace, Contoured, ADULT, SFI, BLUE

Neck Brace, Contoured, JR., SFI, BLACK

Neck Brace, Contoured, JR., SFI, RED

Neck Brace, Contoured, JR., SFI, BLUE

Part No.

PY30300006

PY30300007

PY30300008

PY30300011

PY30300012

PY30300013

PYJX8601

PYJX8602

PYJX8603

UNDERWEAR



PYROTECT NOMEX

HEAD SOCKS


Pyroprotect Head Socks help seal out flames and dirt or sand with our Pro Series Head Sock. One size fits all. SFI Approved.

Description

Single Layer / Single Eyeport, SFI Rated

Black, Single Layer / Single Eyeport, SFI Rated

Double Layer / Single Eyeport, SFI Rated



Part No.

PY432000100

PY432000100B

PY432000200

PYROTECT NOMEX SOCKS

Pyroprotect Nomex extra Heavy Duty (XHD) Cushioned Airflow Socks provide added protection, added comfort. SFI Approved.

Description

Nomex Socks, Airflow Cushioned, X-Small

Nomex Socks, Airflow Cushioned, Small

Nomex Socks, Airflow Cushioned, Medium

Nomex Socks, Airflow Cushioned, Large

Nomex Socks, Airflow Cushioned, X-Large

Part No.

PY45309000

PY45311000A

PY45312000A

PY45314000A

PY45316000A

PYROTECT NOMEX

UNDER WEAR

SFI APPROVED

Pyroprotect's ultra thin Inner Wear is designed for use with any driving suit, and is as soft as cashmere and as absorbent as cotton! talk about comfort... No more scratchy, irritating Nomex next to the skin and the absorbency keeps you cool and dry. It is SFI rated (SFI label attached) for use as underwear, but is also designed so it can be worn under Nomex underwear for added TPP protection. crew uniforms for fire protection. Available in sizes: XX-Small -- XX-Large



Long Sleeve Top SFI Rated

Description	Size	Part No.
Innerwear Top	XX-Small	PY4700098
Innerwear Top	X-Small	PY4700099
Innerwear Top	Small	PY4700100
Innerwear Top	Medium	PY4700200
Innerwear Top	Large	PY4700400
Innerwear Top	X-Large	PY4700500
Innerwear Top	XX-Large	PY4700600

Pants SFI Rated

Description	Size	Part No.
Innerwear, Bottoms	XX-Small	PY4710098
Innerwear, Bottoms	X-Small	PY4710099
Innerwear, Bottoms	Small	PY4710100
Innerwear, Bottoms	Medium	PY4710200
Innerwear, Bottoms	Large	PY4710400
Innerwear, Bottoms	X-Large	PY4710500
Innerwear, Bottoms	XX-Large	PY4710600



NOMEX HEADSOCK

The Nomex headsock provides protection for the head and neck. One size fits all. Available in two and one hole.

Description

Nomex Single Eyeport Headsock SFI/1

Nomex Dual Eyeport Headsock SFI/1



Part No.

SS820-S

SS820-D

NOMEX UNDERWEAR

Extra protection is certainly what every racer wants. Stroud has Nomex underwear available in S, M, L, XL and XXL.

Description

Nomex Undershirt SFI/1

Nomex Undershirt SFI/1

Nomex Undershirt SFI/1

Nomex Undershirt SFI/1

Nomex Undershirt SFI/1

Nomex Underpants SFI/1

Nomex Underpants SFI/1

Nomex Underpants SFI/1

Nomex Underpants SFI/1

Nomex Underpants SFI/1

Nomex Underpants SFI/1

Part No.

SS830-S

SS830-M

SS830-L

SS830-XL

SS830-S

SS830-M

SS830-L

SS830-XL

SS830-S

SS830-M

SS830-L

SS830-XL

NOMEX SOCKS

For added protection in the race car, Stroud Nomex socks fit the bill. Natural color only, various sizes.

Description

Nomex Medium Sock SFI/1

Nomex Large Sock SFI/1

Nomex X-Large Sock SFI/1

Part No.

SS840-M

SS840-L

SS840-XL



FIA BALACLAVA

Nomex Balaclava features a frontal design utilizing a dual layer of Nomex for increased protection. Natural only.

Description

Single Eyeport Balaclava

Dual Eyeport Balaclava

Part No.

SI23004W

SI23005W



SIMPSON MEMORY FIT BALACLAVA

The lightweight unique memory fit fabric stretches both horizontally and vertically for an overall comfortable fit.

Description

Memory Fit Balaclava, Black Single Eyeport

Memory Fit Balaclava, Black Dual Eyeport

Part No.

SI23050K

SI23051K



70Z FIA APPROVED NOMEX UNDERWEAR

Description

70z Nomex Underwear Top SFI Large

70z Nomex Underwear Top SFI Medium

70z Nomex Underwear Top SFI Small

70z Nomex Underwear Top SFI X-Large

70z Nomex Underwear Top SFI XX-Large

70z Nomex Underwear Bottom SFI Large

70z Nomex Underwear Bottom SFI Medium

70z Nomex Underwear Bottom SFI Small

70z Nomex Underwear Bottom SFI X-Large

70z Nomex Underwear Bottom SFI XX-Large

Part No.

SI20000L

SI20000M

SI20000S

SI20000X

SI20000Z

SI20001L

SI20001M

SI20001S

SI20001X

SI20001Z



MEMORY FIT SFI NOMEX UNDERWEAR

Our newest fire retardant memory fit underwear is race tested by NASCAR's pro racers. The unique memory fit fabric stretches both horizontally and vertically with great bounce back and becomes softer with each washing. You may want to order two sets because this will quickly become your go to underwear for added race protection.

• SFI 3.3 Certified • Made in the USA • Nomex blend provides added fire protection • Anti-microbial treated • No bulk, unique memory stretch provides built in comfort, while retaining shape • Contrast stretch stitching for definition

Description

Memory Fit Underwear Top SFI Large

Memory Fit Underwear Top SFI Medium

Memory Fit Underwear Top SFI Small

Memory Fit Underwear Top SFI X-Large

Memory Fit Underwear Top SFI XX-Large

Memory Fit Underwear Bottom SFI Large

Memory Fit Underwear Bottom SFI Medium

Memory Fit Underwear Bottom SFI Small

Memory Fit Underwear Bottom SFI X-Large

Memory Fit Underwear Bottom SFI XX-Large

Part No.

SI20123LK

SI20123MK

SI20123SK

SI20123XK

SI20123ZK

SI20124LK

SI20124MK

SI20124SK

SI20124XK

SI20124ZK

SIMPSON V02FX 15/20**COMPRESSION SOCKS**

Available in fire retardant and non-FR crew models. Provides increased endurance. Prevents swelling caused by extended sitting or driving. Encourages increased circulation which increases oxygenated blood to muscle tissues, tendons and joints of the lower extremities. Reduces muscle soreness and danger of blood clots. COOLMAX® moisture management fabric keeps feet cool and dry. No in-shoe sliding.

Description

SFI 3.3 Fire Retardant Compression Socks - Large
SFI 3.3 Fire Retardant Compression Socks - Medium
SFI 3.3 Fire Retardant Compression Socks - X-Large

Part No.
SI23030L
SI23030M
SI23030X

**GLOVES****IMPULSE GLOVE**

The Impulse Professional racing glove provides protection and grip in all the right areas. SFI 5 Rated Racing Glove with Nomex® construction. Exceptionally soft palm constructed of goat leather

Description

Impulse Driving Gloves Black - Large
Impulse Driving Gloves Black - Medium
Impulse Driving Gloves Black - Small
Impulse Driving Gloves Black - X-Large

Part No.
SIIMLK
SIIMMK
SIIMSK
SIIMXK

**Predator Gloves**

The Predator Glove is constructed of Nomex and features individual performance leather grip-points that are strategically placed to provide exceptional dexterity and natural wheel grip. The Predator also features an extra long bunch free gauntlet and knock out style that is sure to get you noticed. Available in black or white.

- Meets SFI 3.3/5
- Includes SFI tag
- Lightweight Nomex construction for ultimate comfort and fit
- All Nomex, extra long gauntlet with forearm cuff for custom fit

Size	Black	White
S	SI20800SK	SI20800SW
M	SI20800MK	SI20800MW
L	SI20800LK	SI20800LW
XL	SI20800XK	SI20800XW

**The Competitor**

Meets FIA and SFI 3.3/5 Requirements. Nomex® Construction; distinctive white trim out. Silicon palm and touch points for superior grip and limited bunching

Size	Black	Red	White
S	SI21300SK	SI21300SR	SI21300SW
M	SI21300MK	SI21300MR	SI21300MW
L	SI21300LK	SI21300LR	SI21300LW
XL	SI21300XK	SI21300XR	SI21300XW

SIMPSON HOLESHOT**20 DRAG GLOVE, SFI-20**

- 20% lighter than the competition
- Meets SFI 20
- Newly developed Nomex® technology with conforming stretch for improved dexterity.
- Made in the USA

Description

Holeshot Glove Black Large
Holeshot Glove Black Medium
Holeshot Glove Black Small
Holeshot Glove Black X-Large

Part No.
SI37015LK
SI37015MK
SI37015SK
SI37015XK

**SIMPSON VORTEX GLOVE**

The Vortex is an SFI 3.3/5 rated professional racing glove with Nomex® construction. Strategically placed wrist bone padding provides additional protection in this stressed area. External seams and pre-curved palms provide comfort. Tapered and pre-curved fingers and fourchettes give the driver excellent control. Silicone palm gripper design and striking embroidered knuckle logo add to the Vortex gloves' appeal.

Size

	Black	Grey
L	SIVRLL	SIVRLG
M	SIVRML	SIVRMG
S	SIVRSL	SIVRSG
XL	SIVRXL	SIVRXG

**Wrencher Pit Gloves**

Great for the shop, built tough for multi-use around the track or a weekend on the trails and sand.

- Close fit for dexterity, protection from injury.
- Colour: Black only

Description

Wrencher Gloves, Black - S
Wrencher Gloves, Black - M
Wrencher Gloves, Black - L
Wrencher Gloves, Black - XL

Part No.
SI39033S
SI39033M
SI39033L
SI39033XK

**Kevlar Crew Sleeve**

These Simpson KEVLAR® sleeves are designed for mechanics and crew members to help prevent cuts or burns while working on a hot vehicle or in a hurried pit stop position. They come in bright yellow, and one size fits all.

SI39024

**PYROTECT GLOVE SIZING CHART**

Description	X Small	Small	Medium	Large	X Large
euro Size	8	9	10	11	12
Inches	6.5 x 7.5	7.5 x 8.5	8.5 x 9.5	9.5 x 10.5	10.5 x 11.5

PYROTECT DRIVING GLOVES TWO LAYER

The Pyroprotect 2 Layer SFI 3.3/5 Glove features reversed outside seams with fire resistant capeskin at the palm and fingers. the result is a positive feedback grip that lets you feel the track with no pressure points or seams next to the fingers.

Features: • 2 Layers, conforms to SFI 3.3/5 specifications

- Wing thumb and palm capeskin design for excellent grip and comfort
- Nomex long gauntlet with elastic wrist for a custom, comfortable fit
- Handcrafted for superior comfort and quality

Available in: Black, red or Blue

**Racing Gloves, 2 Layer, SFI-5**

Description	Size	Part No.
X-Small	BLACK	PYG2010000
X-Small	RED	PYG2020000
X-Small	BLUE	PYG2030000
Small	BLACK	PYG2110000
Small	RED	PYG2120000
Small	BLUE	PYG2130000
Medium	BLACK	PYG2210000
Medium	RED	PYG2220000
Medium	BLUE	PYG2230000
Large	BLACK	PYG2410000
Large	RED	PYG2420000
Large	BLUE	PYG2430000
X-Large	BLACK	PYG2510000
X-Large	RED	PYG2520000
X-Large	BLUE	PYG2530000
XX-Large	BLACK	PYG2610000
XX-Large	RED	PYG2620000
XX-Large	BLUE	PYG2630000

**PREMIUM DRIVING****GLOVES**

We've developed the finest driving gloves using the thinnest

SFI approved

material

available.

These gloves

have thin Nomex on

the outer index finger and

thumb for maximum feel. - Black Only.

Add Sizes to the end of part No when ordering: S, M, L, XL, XXL.

SFI 3.3/20 rated

Medium Driving Gloves	Black	SS1130-1-M
Large Driving Gloves	Black	SS1130-1-L
X-Large Driving Gloves	Black	SS1130-1-XL

**FIRE SUITS****PYROTECT ELIMINATOR SFI-5 TWO PIECE SUIT**

Jacket - Lightweight, Stylish, and Comfortable, the Pyroprotect eliminator two Layer, SFI-5 Jacket manufactured using a Nomex outer layer and SFI rated inner liner.

Features: • Knit Lined Neck Brace

• Rear Waist Band • Raglan Sleeves

• Hidden Slash Pockets

Pants - Designed to complement the eliminator Jacket, the Pyroprotect eliminator Pants offers you Quality in the same Lightweight and Comfortable styling, manufactured using the same FR material and offering Hidden Boot Cuffs and Hidden

Slash Pockets. Available Color Choices:

Jacket: Black, red or Blue

Pants: Black, red or Blue

Available sizes: Small through 4X Large

**Eliminator Jacket SFI-5**

Description	Size	Part No.
BLACK	Small	PY22J0101
RED	Small	PY22J0102
BLUE	Small	PY22J0103
BLACK	Medium	PY22J0201
RED	Medium	PY22J0202
BLUE	Medium	PY22J0203
BLACK	Large	PY22J0401
RED	Large	PY22J0402
BLUE	Large	PY22J0403
BLACK	X-Large	PY22J0501
RED	X-Large	PY22J0502
BLUE	X-Large	PY22J0503
BLACK	XX-Large	PY22J0601
RED	XX-Large	PY22J0602
BLUE	XX-Large	PY22J0603
BLACK	XXX-Large	PY22J0701
RED	XXX-Large	PY22J0702
BLUE	XXX-Large	PY22J0703
BLACK	XXXX-Large	PY22J0801
RED	XXXX-Large	PY22J0802
BLUE	XXXX-Large	PY22J0803

**Eliminator Pants SFI-5**

Description	Size	Part No.
BLACK	Small	PY22P0101
RED	Small	PY22P0102
BLUE	Small	PY22P0103
BLACK	Medium	PY22P0201
RED	Medium	PY22P0202
BLUE	Medium	PY22P0203
BLACK	Large	PY22P0401
RED	Large	PY22P0402
BLUE	Large	PY22P0403
BLACK	X-Large	PY22P0501
RED	X-Large	PY22P0502
BLUE	X-Large	PY22P0503
BLACK	XX-Large	PY22P0601
RED	XX-Large	PY22P0602
BLUE	XX-Large	PY22P0603
BLACK	XXX-Large	PY22P0701
RED	XXX-Large	PY22P0702
BLUE	XXX-Large	PY22P0703
BLACK	XXXX-Large	PY22P0801
RED	XXXX-Large	PY22P0802
BLUE	XXXX-Large	PY22P0803

**PYROTECT SPORTSMAN DELUXE****ONE PIECE SUIT**

Lightweight, Stylish, Comfortable and loaded with features, the Pyroprotect Sportsman Deluxe, two Layer, SFI 5 Nomex, one Piece Drivers Suit.

Manufactured using a Nomex material.

Features: • Knit Lined Neck Brace

• Vented Arm Attachment • Epaulets

• 360° Vented Waist expansion Panel

• Hidden Slash Pockets

• Hidden Boot Cuffs • Arm Accent Piping

Available Color Choices: Black/Black/White Piping, red/Black/White Piping, Blue/Black/White Piping

Available sizes: Small through 3X Large

**SDX1, 1 Piece Suit, SFI-5**

Description	Size	Part No.
BLACK	Small	PY210101
RED	Small	PY210102
BLUE	Small	PY210103
BLACK	Medium	PY210201
RED	Medium	PY210202
BLUE	Medium	PY210203
BLACK	Large	PY210401
RED	Large	PY210402
BLUE	Large	PY210403
BLACK	X-Large	PY210501
RED	X-Large	PY210502
BLUE	X-Large	PY210503
BLACK	XX-Large	PY210601
RED	XX-Large	PY210602
BLUE	XX-Large	PY210603
BLACK	XXX-Large	PY210701
RED	XXX-Large	PY210702
BLUE	XXX-Large	PY210703



PYROTECT SUIT MEASUREMENT DATA – take measurements over t-shirt and comfortable pants, belt must be horizontal and even with top of hip bone 1-1/2" below belly button. Make all measurements using cloth tape to center of belt. Show exact measurements. We will add "ease" as required.

ONE PIECE DRIVING SUIT SIZING CHART

Size	Chest	Waist	Shoulders	Trunk	Sleeve	Inseam	Height	Weight
SM	36-38	29-33	17½	28½	31	29	5'5"-5'8"	115-130
MD	38-40	32-35	18	29½	33	30	5'7"-5'10"	130-145
M/L	40-43	34-37	18½	30½	34	31	5'9"-6'0"	145-175
L	43-46	36-39	19	31½	34½	32	5'10"-6'2"	175-200
XL	45-48	39-43	19½	32½	35	32	5'10"-6'2"	195-225
XXL	48-50	42-46	20	33	35	32	5'10"-6'2"	225-245
XXXL	54+	50+	23	34	35	33	5'10"-over	245-up

TWO PIECE DRIVING SUIT SIZING CHART

Description	Small	Medium	Large	X Large	XX Large
Chest	36 - 39"	40 - 43"	44 - 48"	49 - 52"	53 - 56"
Waist	28 - 29"	30 - 34"	35 - 39"	40 - 44"	45 - 49"
Inseam	27 - 29"	30 - 31"	31 - 32"	31 - 32"	32 - 34"
Sleeve	30 - 32"	31 - 32"	32 - 33"	33 - 34"	33 - 34"
Height	5'6" - 5'9"	5'9" - 6'0"	5'9" - 6'1"	5'11" - 6'2"	6'0" - 6'3"

YOUTH DRIVING SUIT SIZING CHART

Size	Shirt Size	Chest	Waist	Shoulders	Trunk	Sleeve	Inseam	Height	Weight
SM	6-8	32	22-25	15	20	22-26	18-21	4'0"-4'6"	40-50
MD	8-10	35	24-28	16	22½	24-28	20-24	4'4"-4'8"	45-60
L	10-12	37	26-30	16½	25½	26-30	23-26	4'6"-5'0"	60-75
XL	12-14	39	28-31	18½	26½	28-31	24-27	4'11"-5'4"	75-95
XXL	14-16	41	30-34	27½	29-32	29-32	24-27		

PYROTECT JUNIOR DX1 SUITS SFI-1 ONE PIECE SUIT

Suitable For JR Dragster And Go Karting
Lightweight, Stylish, Comfortable
and loaded with features, the Pyrotect
Sports Deluxe, Single Layer,
SFI 3.2A/1, one Piece Drivers Suit.
Manufactured using an FR material
with; Knit Lined Neck Brace.

Features:

- 360° Vented Arm Attachment
- Epaulets
- Vented Waist expansion Panel
- Hidden Slash Pockets
- Hidden Boot Cuffs

Available Color Choices:

Black/White Piping, red/White Piping, Blue/White Piping

Available sizes: Small (6-8), Medium (8-10), Large (10-12) and X Large (12-14)



JDX1 Junior Pants 1 Layer, SFI-1

Description	Size	Part No.
BLACK	Small	PYJPD1111
RED	Small	PYJPD1112
BLUE	Small	PYJPD1113
BLACK	Medium	PYJPD1201
RED	Medium	PYJPD1202
BLUE	Medium	PYJPD1203
BLACK	Large	PYJPD1401
RED	Large	PYJPD1402
BLUE	Large	PYJPD1403
BLACK	X-Large	PYJPD1501
RED	X-Large	PYJPD1502
BLUE	X-L	PYJPD1503



JSDX1, Junior 1 Piece, 1 Layer Suit, SFI-1

Description	Size	Part No.
BLACK	Small	PYJSDX1111
RED	Small	PYJSDX1112
BLUE	Small	PYJSDX1113
BLACK	Medium	PYJSDX1201
RED	Medium	PYJSDX1202
BLUE	Medium	PYJSDX1203
BLACK	Large	PYJSDX1401
RED	Large	PYJSDX1402
BLUE	Large	PYJSDX1403
BLACK	X-Large	PYJSDX1501
RED	X-Large	PYJSDX1502
BLUE	X-Large	PYJSDX1503
BLACK	XX-Large	PYJSDX1601



STANDARD FIRE SUITS

Manufactured at our facility in Oklahoma, these high quality suits are SFI approved and designed with great attention to detail.

With the Stroud Safety Standard

Fire Suit, nothing is just standard.

Stroud Safety has a variety of suits for the racer, from the single layer SFI approved 32A-1 to the multi layer 32A-20. All Stroud suits feature Nomex cuffs and are sewn with Nomex thread for increased protection and reinforced with nylon thread for strength and durability. These suits come in black, red or blue, with white arm stripes and white leg stripes. Available in all standard sizes (see sizing chart).

ULTRA FIRE SUITS

Ultra Fire Suits are available in the SFI 32A5, 15, & 20 models. These suits are made with carbonex & filament knit Nomex for more comfort, freedom of movement, and improved safety. All Ultra Fire Suits are custom made, please call for details.

CUSTOM FIRE SUITS

Every racer wants their image to be the sharpest and most professional among their fellow competitors. Stroud Safety fire suits are designed by racers, for racers with every detail given the highest quality and safety available on the market today. Stroud Custom Fire Suits start with your ideas. Almost any design can be turned into the suit you want. Custom monogramming is also available on all fire suits. (Each custom monogram is individually priced.)

Single Layer SFI 3.2A/1 Driving Jacket

Part No.	Size	Color	Description
SS800J-1-S	S	Black	Single Layer Jacket
SS800J-2-S	S	Red	Single Layer Jacket
SS800J-3-S	S	Blue	Single Layer Jacket
SS800J-1-M	M	Black	Single Layer Jacket
SS800J-2-M	M	Red	Single Layer Jacket
SS800J-3-M	M	Blue	Single Layer Jacket
SS800J-1-L	L	Black	Single Layer Jacket
SS800J-2-L	L	Red	Single Layer Jacket
SS800J-3-L	L	Blue	Single Layer Jacket
SS800J-1-XL	XL	Black	Single Layer Jacket
SS800J-2-XL	XL	Red	Single Layer Jacket
SS800J-3-XL	XL	Blue	Single Layer Jacket
SS800J-1-XXL	XXL	Black	Single Layer Jacket
SS800J-2-XXL	XXL	Red	Single Layer Jacket
SS800J-3-XXL	XXL	Blue	Single Layer Jacket



STROUD 2-Layer SFI 3.2A/5 Driving Jacket

Part No.	Size	Color	Description
SS801J-1-S	S	Black	Multi Layer Jacket
SS801J-2-S	S	Red	Multi Layer Jacket
SS801J-3-S	S	Blue	Multi Layer Jacket
SS801J-1-M	M	Black	Multi Layer Jacket
SS801J-2-M	M	Red	Multi Layer Jacket
SS801J-3-M	M	Blue	Multi Layer Jacket
SS801J-1-L	L	Black	Multi Layer Jacket
SS801J-2-L	L	Red	Multi Layer Jacket
SS801J-3-L	L	Blue	Multi Layer Jacket
SS801J-1-XL	XL	Black	Multi Layer Jacket
SS801J-2-XL	XL	Red	Multi Layer Jacket
SS801J-3-XL	XL	Blue	Multi Layer Jacket
SS801J-1-XXL	XXL	Black	Multi Layer Jacket
SS801J-2-XXL	XXL	Red	Multi Layer Jacket
SS801J-3-XXL	XXL	Blue	Multi Layer Jacket

STROUD 4-Layer SFI 3.2A/15 Driving Jacket

Part No.	Size	Color	Description
SS802J-1-S	S	Black	Multi Layer Jacket
SS802J-2-S	S	Red	Multi Layer Jacket
SS802J-3-S	S	Blue	Multi Layer Jacket
SS802J-1-M	M	Black	Multi Layer Jacket
SS802J-2-M	M	Red	Multi Layer Jacket
SS802J-3-M	M	Blue	Multi Layer Jacket
SS802J-1-L	L	Black	Multi Layer Jacket
SS802J-2-L	L	Red	Multi Layer Jacket
SS802J-3-L	L	Blue	Multi Layer Jacket
SS802J-1-XL	XL	Black	Multi Layer Jacket
SS802J-2-XL	XL	Red	Multi Layer Jacket
SS802J-3-XL	XL	Blue	Multi Layer Jacket
SS802J-1-XXL	XXL	Black	Multi Layer Jacket
SS802J-2-XXL	XXL	Red	Multi Layer Jacket
SS802J-3-XXL	XXL	Blue	Multi Layer Jacket

STROUD 1-Layer SFI 3.2A/1 Driving Pants

Part No.	Size	Color	Description
SS800P-1-S	S	Black	Single Layer Pants
SS800P-2-S	S	Red	Single Layer Pants
SS800P-3-S	S	Blue	Single Layer Pants
SS800P-1-M	M	Black	Single Layer Pants
SS800P-2-M	M	Red	Single Layer Pants
SS800P-3-M	M	Blue	Single Layer Pants
SS800P-1-L	L	Black	Single Layer Pants
SS800P-2-L	L	Red	Single Layer Pants
SS800P-3-L	L	Blue	Single Layer Pants
SS800P-1-XL	XL	Black	Single Layer Pants
SS800P-2-XL	XL	Red	Single Layer Pants
SS800P-3-XL	XL	Blue	Single Layer Pants
SS800P-1-XXL	XXL	Black	Single Layer Pants
SS800P-2-XXL	XXL	Red	Single Layer Pants
SS800P-3-XXL	XXL	Blue	Single Layer Pants

STROUD 2-Layer SFI 3.2A/5 Driving Pants

Part No.	Size	Color	Description
SS801P-1-S	S	Black	Multi Layer Pants
SS801P-2-S	S	Red	Multi Layer Pants
SS801P-3-S	S	Blue	Multi Layer Pants
SS801P-1-M	M	Black	Multi Layer Pants
SS801P-2-M	M	Red	Multi Layer Pants
SS801P-3-M	M	Blue	Multi Layer Pants
SS801P-1-L	L	Black	Multi Layer Pants
SS801P-2-L	L	Red	Multi Layer Pants
SS801P-3-L	L	Blue	Multi Layer Pants
SS801P-1-XL	XL	Black	Multi Layer Pants
SS801P-2-XL	XL	Red	Multi Layer Pants
SS801P-3-XL	XL	Blue	Multi Layer Pants
SS801P-1-XXL	XXL	Black	Multi Layer Pants
SS801P-2-XXL	XXL	Red	Multi Layer Pants
SS801P-3-XXL	XXL	Blue	Multi Layer Pants


STROUD 4-Layer SFI 3.2A/15 Driving Pants

Part No.	Size	Color	Description
SS802P-1-S	S	Black	Multi Layer Pants
SS802P-2-S	S	Red	Multi Layer Pants
SS802P-3-S	S	Blue	Multi Layer Pants
SS802P-1-M	M	Black	Multi Layer Pants
SS802P-2-M	M	Red	Multi Layer Pants
SS802P-3-M	M	Blue	Multi Layer Pants
SS802P-1-L	L	Black	Multi Layer Pants
SS802P-2-L	L	Red	Multi Layer Pants
SS802P-3-L	L	Blue	Multi Layer Pants
SS802P-1-XL	XL	Black	Multi Layer Pants
SS802P-2-XL	XL	Red	Multi Layer Pants
SS802P-3-XL	XL	Blue	Multi Layer Pants
SS802P-1-XXL	XXL	Black	Multi Layer Pants
SS802P-2-XXL	XXL	Red	Multi Layer Pants
SS802P-3-XXL	XXL	Blue	Multi Layer Pants

STROUD CUSTOM FIRE SUITS

Every racer wants their image to be the sharpest and most professional among their fellow competitors. Stroud Safety fire suits are designed by racers, for racers with every detail given the highest quality and safety available on the market today. Stroud Custom Fire Suits start with your ideas. Almost any design can be turned into the suit you want. Custom monogramming is also available on all fire suits. (Each custom monogram is individually priced.) Call Rocket for pricing & sizing must be completed for purchase.

Description	Part No.
5-Layer SFI 3.2A/20 Driving Jacket Black	SS803J
Driving Pants Black (Specify Size & Color)	SS803P



SIMPSON

SIMPSON Racing Suits

Simpson racing suits are used worldwide in all forms of motorsport where no safety compromise is acceptable. Simpson fire suits are available in 1, 2 or 3 layers as well as a variety of fabrics such as filament woven Nomex, Gabardine or Sateen and Carbon X. The SFI 5 suits listed below are available "off the shelf" but Simpson's higher spec suits are made to order. We can arrange a custom suit in any colour with many custom options to meet any current SFI or FIA specification.



SIZE CHART - Simpson Race Suits

Size	Chest	Waist	Height	Weight
S	30-34"	26-30"	5'5" - 5'7"	52-59 kg
M	34-38"	30-34"	5'7" - 5'10"	63-75 kg
L	38-42"	34-38"	5'10" - 6'2"	79-91 kg
XL	42-46"	38-42"	5'11" & over	95-102 kg
XXL	46-50"	42-46"	5'11" & over	106-114 kg

STD.19 2-Layer Driving Suits

- SFI .5 Rated
- Garbadine Nomex III
- Matte Finish Woven Fabric
- Box Quilted
- Zippered Breast Pocket



2-Layer 1 Piece Suits

Size	Black	Red	Blue
S	SI0402111	SI0403111	SI0404111
M	SI0402211	SI0403211	SI0404211
L	SI0402311	SI0403311	SI0404311
XL	SI0402411	SI0403411	SI0404411
XXL	SI0402511	SI0403511	SI0404511

2-Layer Jackets

Size	Black	Red	Blue
S	SI0402112	SI0403112	SI0404112
M	SI0402212	SI0403212	SI0404212
L	SI0402312	SI0403312	SI0404312
XL	SI0402412	SI0403412	SI0404412
XXL	SI0402512	SI0403512	SI0404512

2-Layer Jackets with Arm Restraints

Size	Black	Red	Blue
S	SI0402114	SI0403114	SI0404114
M	SI0402214	SI0403214	SI0404214
L	SI0402314	SI0403314	SI0404314
XL	SI0402414	SI0403414	SI0404414
XXL	SI0402514	SI0403514	SI0404514

2-Layer Pants

Size	Black	Red	Blue
S	SI0402113	SI0403113	SI0404113
M	SI0402213	SI0403213	SI0404213
L	SI0402313	SI0403313	SI0404313
XL	SI0402413	SI0403413	SI0404413
XXL	SI0402513	SI0403513	SI0404513

SIMPSON SFI-20

Jackets / Pants / Suit

Simpson has the answer for racers that are in classes with SFI-20 rating requirements. Simpson's material is a light-weight fabric with excellent breathability and a subtle shine. With stylish white piping and your choice of red, blue, or black Simpson SFI-20 suits will keep you looking good and minimize the potential for burn injuries in the event of a fire.

2 PIECE SUIT

SFI-20 Medium 2 Piece Suite
SFI-20 Large 2 Piece Suite
SFI-20 X-Large 1 Piece Suite



SIMD50KN2-MED
SIMD50KN2-L
SIMD50KN2-XL

SHOES



SIMPSON

SIMPSON REDLINE SHOE

The Redline shoe is SFI approved for racing and features a performance enhancing, streamline design that is comfortable and pliable.

- Manufactured of top grain leather and fire retardant Nomex®
- SFI approved 3.3/5
- Hidden laces
- Textured bumper panels
- Single large Velcro ankle strap

Description

	Black	Grey
Redline Shoe - Size 8	SI8RL800K	SI8RL800W
Redline Shoe - Size 9	SI9RL900K	SI9RL900W
Redline Shoe - Size 10	SI10RL100K	SI10RL100W
Redline Shoe - Size 11	SI11RL110K	SI11RL110W
Redline Shoe - Size 12	SI12RL120K	SI12RL120W
Redline Shoe - Size 13	SI13RL130K	SI13RL130W
Redline Shoe - Size 14	SI14RL140K	SI14RL140W

The Hightop Shoe

- SFI 3.3/5 certified and includes SFI Tag
- Single speedfit closure
- Low cut Achilles support for maximum flexibility
- Fleece Nomex lining
- Satin Suede toe, heel and lace guard reinforcements
- Triple layer anterior toe area for added wear protection
- Non-slip, super sensitive PU sole with post-grip traction

Description

	Black	Blue	Red
Hightop Shoe - Size 6	SI28600BK	SI28600BL	SI28600R
Hightop Shoe - Size 7	SI28700BK	SI28700BL	SI28700R
Hightop Shoe - Size 8	SI28800BK	SI28800BL	SI28800R
Hightop Shoe - Size 9	SI28900BK	SI28900BL	SI28900R
Hightop Shoe - Size 10	SI28100BK	SI28100BL	SI28100R
Hightop Shoe - Size 11	SI28110BK	SI28110BL	SI28110R
Hightop Shoe - Size 12	SI28120BK	SI28120BL	SI28120R
Hightop Shoe - Size 13	SI28130BK	SI28130BL	SI28130R



The Stealth Sprint Shoe

A new take on our ever-popular Sprint shoe, The Stealth sports the Simpson S-Logo and a modified lace guard for those who prefer a futuristic look.

- Meets SFI and includes SFI tag.
- New and improved softer leather
- High-top design with Simpson's easy to clean leather upper
- Simpson's exclusive EnviroGuard lace cover hinges at the tongue base with full length speedfit closures on each side
- Fleece Nomex lined with flat seams and athletic insert
- Super smooth leather toe, lace, and heel guard reinforcements
- Type R polyurethane sole with post-grip pattern
- Seven hole lace-up with dual speedfit closure and lace guard
- Adjustable wrap-around ankle support
- Sloping Achilles heel design

Description

	Part No.
Stealth Sprint Shoe, Black - Size 7	SISP700BK
Stealth Sprint Shoe, Black - Size 8	SISP800BK
Stealth Sprint Shoe, Black - Size 9	SISP900BK
Stealth Sprint Shoe, Black - Size 10	SISP100BK
Stealth Sprint Shoe, Black - Size 11	SISP110BK
Stealth Sprint Shoe, Black - Size 12	SISP120BK
Stealth Sprint Shoe, Black - Size 13	SISP130BK
Stealth Sprint Shoe, Black - Size 14	SISP140BK



The Circuit Driving Shoe

Designed with a soft touch for incredible flexibility and pedal feel, the Circuit shoe is packed with stylish racing design while maintaining the highest level of racing safety.

- SFI 3.3/5 certified and includes SFI Tag
- Single Speedfit closure
- Low cut Achilles support for maximum flexibility
- Fleece Nomex lining
- Satin suede toe, heel and lace guard reinforcements
- Triple layer anterior toe area for added wear protection
- Non-slip super-sensitive U sole with post-grip traction
- Colour: Black only with white stitching

Description

	Part No.
Circuit Driving Shoe, Black - Size 8	SICP080BK
Circuit Driving Shoe, Black - Size 9	SICP090BK
Circuit Driving Shoe, Black - Size 10	SICP100BK
Circuit Driving Shoe, Black - Size 11	SICP110BK
Circuit Driving Shoe, Black - Size 12	SICP120BK
Circuit Driving Shoe, Black - Size 13	SICP130BK



SIMPSON HOLESHOT DRAG BOOT, SFI.20

Simpson Drag Boots are intended primarily for use with their MTO.SS Super Suit, but could be worn with other driving suits as an added safeguard. They're knee-high, made completely from Nomex (including the sole areas), and have side zippers for easy-on/easy-off use. Because you wear them over your shoes, they are available in six loose fitting sizes, ranging from small to extra-large.

They're SFI 20-approved, come in black only, and feature the Simpson logo on the front.

Description

Holeshot Drag Boot SFI-20 Black Large	SI37021L
Holeshot Drag Boot SFI-20 Black Medium	SI37021M
Holeshot Drag Boot SFI-20 Black Medium/Large	SI37021ML
Holeshot Drag Boot SFI-20 Black Small	SI37021S
Holeshot Drag Boot SFI-20 Black X-Large	SI37021XL



SIMPSON

Fire Retardant Shoe Laces

Fire retardant shoe laces for Simpson driving shoes. 48" long.

Fire Retardant Shoe Laces

SIFRLACES



PYROTECT

PYROTECT SHOE SIZING CHART

US Sizes	Euro Sizes	UK Sizes	Inches	CM
6	39	5.5	9.25	23.5
6.5	39	6	9.5	24.1
7	40	6.5	9.625	24.4
7.5	40 - 41	7	9.75	24.8
8	41	7.5	9.9375	25.4
8.5	41 - 42	8	10.125	25.7
9	42	8.5	10.25	26
9.5	42 - 43	9	10.4375	26.7
10	43	9.5	10.5625	27
10.5	43 - 44	10	10.75	27.3
11	44	10.5	10.9375	27.9
11.5	44 - 45	11	11.125	28.3
12	45	11.5	11.25	28.6
13	46	12.5	11.5625	29.4
14	47	13.5	11.875	30.2
15	48	14.5	12.1875	31
16	49	15.5	12.5	31.8

PYROTECT ANKLE TOP RACING SHOES

Our racing Shoes feature a rubber flexible outer sole, an exterior constructed of Fire retardant suede leather and the interior is made of fleeced lined Nomex for added comfort. Styled with an adjustable wrap-around padded ankle support. Meets SFI 3.3/5 specs.

Racing Shoes, Ankle Top, SFI-5

Size	Colour	Part No.
6	RED	PYX44060
7	RED	PYX44070
8	RED	PYX44080
9	RED	PYX44090
10	RED	PYX44100
11	RED	PYX44110
12	RED	PYX44120
13	RED	PYX44130
6	BLUE	PYX45060
7	BLUE	PYX45070
8	BLUE	PYX45080
9	BLUE	PYX45090
10	BLUE	PYX45100
11	BLUE	PYX45110
12	BLUE	PYX45120
13	BLUE	PYX45130
5	BLACK	PYX48050
6	BLACK	PYX48060
7	BLACK	PYX48070
8	BLACK	PYX48080
9	BLACK	PYX48090
10	BLACK	PYX48100
11	BLACK	PYX48110
12	BLACK	PYX48120
13	BLACK	PYX48130
14	BLACK	PYX48140
15	BLACK	PYX48150
16	BLACK	PYX48160





STROUD

DRIVING SHOES

Stroud Safety Driving Shoes are designed for drivers by drivers. SFI approved, they are both comfortable and long lasting – Black Only.

Description

Stroud Hightop Driving Shoe Size 7
Stroud Hightop Driving Shoe Size 8
Stroud Hightop Driving Shoe Size 9
Stroud Hightop Driving Shoe Size 10
Stroud Hightop Driving Shoe Size 11
Stroud Hightop Driving Shoe Size 12
Stroud Hightop Driving Shoe Size 13

Part No.

SS1200-7
SS1200-8
SS1200-9
SS1200-10
SS1200-11
SS1200-12
SS1200-13

SIMPSON GARAGE CREW SHOE

Simpson's Everyday Crew shoe resists abrasion and provides traction and stability in an everyday work environment. Not fire resistant. It is all in a day's work when you wear Simpson Crew.

Our Everyday Crew shoe is made for superior service with an upper that features suede and abrasion-resistant canvas. A durable cushioned interior wicks away moisture, while non-marking, slip-resistant outsoles provide reliable traction.

- Lace Up tops with padded collar and tongue
- Canvas and suede upper
- Simpson branding
- Round soft toe and cushioned soles
- Nonmarking, slip-resistant outer sole

Description

Garage Crew Shoe, Black – Size 8
Garage Crew Shoe, Black – Size 9
Garage Crew Shoe, Black – Size 10
Garage Crew Shoe, Black – Size 11
Garage Crew Shoe, Black – Size 12
Garage Crew Shoe, Black – Size 13

Part No.

SI57800BK
SI57900BK
SI57100BK
SI57110BK
SI57120BK
SI57130BK

TRACK & GEAR BAGS

Firesuit Tote Bag

- 15" L x 18" W x 4.5" D
- Essential for protecting and transporting your
- Simpson firesuit
- 600d poly/pvc construction
- Black w/White printed logo

Part No: SI23710



PIT PACK BACKPACK

The Pit Pack backpack with plenty of Simpson style is designed to hold everything you need to keep you organized for a day at the track.

- Dual main compartments
- A laptop pocket with external access
- Mesh drink holder
- Multiple accessory pockets and an organizer front pocket
- Padded back panel and shoulder straps
- Size: 18" L x 13" W x 10" D

SI23507



SIMPSON SPEEDWAY BAG

The Speedway Bag can hold your helmet, a head and neck restraint, suit, shoes, gloves and more.

- Dimensions 27" L x 13" W x 15" H
- Padded, lined and ventilated main compartment • Interior mesh organizer compartment • Wet/Dry side compartments
- ID window, padded grab handles and removable shoulder straps
- Race inspired checker graphics, iconic Simpson harness patch and logo accent zippers complete the look

SI23501

Simpson Deluxe Trackside Gear Bags

Simpson Deluxe Trackside gear bags are packed full of features to carry everything you need for race day—with room to spare! These deluxe gear bags are constructed with compression straps and multiple grab handles that make grabbing and stowing a breeze. Plus, their retractable handle and high-density wheels make traveling from the parking lot to the pits or navigating the airport concourse effortless. The Trackside gear bags' fully lined, large main compartment has multiple adjustable divider panels and a specific helmet storage area, along with multiple accessory pockets and even a separate top compartment that makes packing and storing easy, while keeping everything right where you put it.

SI23503



PYROTECT GEAR BAGS

Pyrotec durable fleece lined nylon helmet bag, protects your helmet by keeping it clean and safe when not in use. roomy nylon gear bag, with 4 separate compartments. Comes with hand and shoulder straps. Black only.

Description

9 Compartment Gear Bag
Fleece Lined Helmet Bag

Part No.

PYB0000050
PYB21000011



PYROTECT GEAR BAG

Pyrotec's innovative mid-size six-compartment equipment bags are comprised of high-quality tenacious Nylon material that provides tear, puncture, and moderate water-resistance. The large center compartment has the capability to hold one full set of Pyrotec's safety equipment and one full face helmet; additionally, the inclusion of a unique "Hygenic-Style" concealed pocket on one end utilizes space in the large center pocket and is specifically designed to keep odors from socks, underwear or shoes after a race completely isolated. Furthermore, we increased holding capacity another 50% with the addition of a large pocket on one side to accommodate clothing, while the other side features a multi-size pocket configuration, one pocket with the capacity to hold a set of clean innerwear, and the other pocket to hold a backup set of socks or gloves. Additionally, the bags are equipped with two convenient options for various carrying styles, which includes the standard dual strap handle that can be combined with a velcro wrap for improved single-hand grip and an over-the-shoulder carrying strap for ease of transporting further distances.

- Innovative and tenacious nylon construction
- Increased capacity from compartment design and positioning
- 6 strategically designed compartments & pockets
- Unique Hygenic-Style compartment to isolate odors
- Specifically designed to accommodate a full set of Pyrotec safety equipment
- Dual-Strap handle, shoulder strap
- Bag Dimensions are: 21" L x 16" W x 13" H

Description

6 Compartment Gear Bag

Part No.

PYB0050

HARNESSES & RESTRAINTS



4 Point Street Belts - 2" Wide

Latch Type - Red RC19450B
Latch Type - Blue RC19450C
Latch Type - Black RC19450D



Snap In Kit

Quick release mounting kit for RCI and other brands of harness. Contains 2 snap in mounts.

Snap in Kit

RC19250A



RCI Driver Restraints

All belt sets include high quality mounting hardware for roll bar, floor mount, bolt-in and wraparound attachments. Complete belt sets meet SFI 16.1 approval with latch & link or aircraft style quick release cam lock systems.

5 Point Complete Sets - 3" Wide

Description

Latch Type - Pull Up
Latch Type - Pull Down
Cam Lock - Pull Up
Cam Lock - Pull Down

Black

RC19510D
RC19210D
RC19510CD
RC19210CD

Blue

RC19510C
RC19210C
RC19510CC
RC19210CC

Red

RC19510B
RC19210B
RC19510CB
RC19210CB

Junior 5 Point Complete Sets - 2" Wide

Description

Latch Type - Pull Up
Cam Lock - Pull Up

Black

RC19410D
RC19410CD



Platinum Series 4 Year Restraint Systems

SFI 16.1 Approved

- 3" Polyester Webbing Provides Less Elongation Under Load.
- High Strength Alloy Steel Hardware
- Universal 5-6 Point System
- Fully Adjustable Straps For Occupant Fit

Platinum 5 Point Complete Sets - 3" Wide

Cam Lock - Pull Down

RC19210CPL

STROUD HARNESSSES

Stroud Safety Restraints are made in the USA and are SFI approved. We re-certify all our restraints regardless of age. This saves you money by not replacing your belts every 2 years. Our restraints are designed by engineers and are constantly improved to make them safer and easier to use. Available in Black, Blue, Red, 5, 6, 7, and 9 point styles.

DRAGSTER/FUNNY

CAR STYLE RESTRAINT

Dragster style loop around roll bar with Kam Lock.

Description

Black
Red
Blue

Part No.

SS2002-1
SS2002-2
SS2002-3

INDIVIDUAL STYLE RESTRAINT

Individual style Bolt-in restraint with Latch & Link.

Description

Black
Red
Blue

Part No.

SS1001-1
SS1001-2
SS1001-3



V STYLE RESTRAINT

V Style bolt-in restraint with Kam Lock.

Description

Black
Red
Blue

Part No.

SS2003-1
SS2003-2
SS2003-3



INDIVIDUAL STYLE RESTRAINT

Individual style bolt-in restraint with Kam Lock.

Description	Part No.
Black	SS2001-1
Red	SS2001-2
Blue	SS2001-3

**Simpson Harnesses**

Simpson harnesses are designed to protect drivers better by using 6-point restraints, improved webbing and proper mounting to load, restrain and control the driver earlier in the event of a crash. We create a delicate balance between strength and elongation of the webbing to provide better resistance to abrasion, moisture and chemical deterioration over time, making our restraints the top choice compared to the competition.

Camlock

The camlock buckle is fully CNC machined for precision quality from aircraft billet aluminium alloy. Hardened steel tumblers lock the stainless steel belt and harness tabs into the buckle with a quick snap.

Bolt In Pull Down Seat Belts

- 55" Bolt In Seat Belt Pull Down
- Individual Harness Bolt In
- Polyester Webbing

Description	Part No.
55" Bolt In Seat Belt, Pull Down - Black	SI29110BK
55" Bolt In Seat Belt, Pull Down - Blue	SI29110BL

**Bolt In Pull Up Seat Belts**

- 62" Bolt In Seat Belt Pull Up • Individual Harness Bolt In
- Polyester Webbing

62" Bolt In Seat Belt, Pull Up - Black

SI29104BK

Wrap Around Seat Belts

- 55" Wrap Around Seat Belt • Pull Down Restraint Bolt In.

55" Wrap Around Seat Belt, Pull Down - Black

SI29112BK

55" Wrap Around Seat Belt, Pull Down - Platinum

SI29112P

5 Point Camlock Drag Restraint

- Drag Racing 5-way Restraint • Nomex covered

Camlock Drag Restraint - Black

SI29116BK

Camlock Drag Restraint - Platinum

SI29116P

6 Point Rotary Camlock Restraint

- SFI 16.5 Approved • Ergonomic Rotary Camlock System

- Available in Black Only

Pull Down Bolt In 6 Point Restraint - Black

SI29118S0

7 Point Camlock Funny Car Restraint

- Bolt In Individual Shoulder Harness (18")
- Optional Lightweight Lock Down Adjusters on Shoulder
- Lap Belt Has Pull Up Adjustments on Right and Left Side Bolt In
- Formula Style Sub-belts with Additional Sub-belt to Make 7th Point
- Nomex Covered

7 Point Funny Car Restraint - Black

SI29518BK

7 Point Camlock Drag Restraint

- Bolt In Individual Shoulder Harness
- Lap Belt Can Be Bolt In or Wrap Around
- Lap Belt Has Pull Down Adjustments on Right and Left Side
- Lap Belt Is Short Sewn
- Formula Style Sub-belts with Additional Sub-belt to Make 7th Point
- Nomex Covered

7 Point Drag Restraint - Black

SI29115BK

7 Point Drag Restraint - Platinum

SI29115P

Camlock Lap Belt

- 62" Wrap Around Lap Belt
- Pull Up Adjustment

62" Wrap Around Lap Belt, Pull Up - Black

SI32002BK

Camlock Rollbar Mount Shoulder Harness

- 3" V-Type Shoulder Harness Attaches to Any Camlock Belt
- Adjustable Length of 24" to 33" from Mounting Bracket to Buckle
- HANS Compatible

Rollbar Mount Bolt In Shoulder Harness - Black

SI33005BK

Camlock Wrap Around Shoulder Harness

- 3" Wrap Around Shoulder Harness Attaches to Any Camlock Belt
- 48" Long, Adjusts Down to 24"

Wrap Around Shoulder Harness - Black

SI33002BK

Camlock Anti-Submarine Belt

- Semi Adjustable
- 27" Long

Camlock Bolt In Anti-Submarine Belt - Black

SI34012BK

Latch F/X

Simpson's exclusive Latch F/X design prevents inadvertent release and the compact integrated latch, link and adjuster reduces size and weight by 30%.

**Bolt In Seat Belts**

- 62" Bolt In Seat Belt Pull Down • Individual Harness Bolt In
- Polyester Webbing • Optional Sternum Protector Holds Shoulder Harness Together

62" Bolt In Seat Belt - Black

SI29073BK

Wrap Around Seat Belts

- 62" Wrap Around Seat Belt Pull Down
- Individual Harness Wrap Around
- Polyester webbing available in Platinum colour
- Optional Sternum Protector Holds Shoulder Harness Together

62" Wrap Around Seat Belt - Black

SI29072BK

62" Wrap Around Seat Belt - Red

SI29072R

w/ Sternum Protector - Platinum

SI29072P-STERN

**atch & Link**

impson's standard latch & link system features drop forged alloy steel hardware with cadmium plating.

Wrap Around Seat Belts

- 55" Wrap Around Seat Belt Pull Down
- Individual Harness Wrap Around • Polyester webbing

55" Wrap Around Seat Belt - Black

SI29064BK

55" Wrap Around Seat Belt - Blue

SI29064BL

55" Wrap Around Seat Belt - Red

SI29064R

**Sprint Car Belts**

- Pull Down • No Right Side Adjuster
- Optional Sternum Protector Holds Shoulder Harness Together

Description

Sprint Car Belt - Black

SI29066BK

Sprint Car Belt - Blue

SI29066BL

Sprint Car Belt - Red

SI29066R

Sprint Car Belt - Platinum

SI29066P

Sprint Car Belt w/ Sternum Protector - Black

SI29066BK-STERN

Sprint Car Belt w/ Sternum Protector - Red

SI29066R-STERN

Sprint Car Belt w/ Sternum Protector - Platinum

SI29066P-STERN

Floor Mounting Kit

Quick release snap in kit for floor mounting of harnesses. 2 per kit.

Floor Mounting Kit

**Latch Anti-Submarine Belt**

- Semi Adjustable
- 27" Long

Latch Bolt In Anti-Submarine Belt - Black

SI34015BK

**Arm Restraints**

Arm restraints are a must for Sprint, Midget and off-road racing. They feature padded arm bands and steel hardware. Easy release allows quick entry and exit from driver's compartment.

Individual Straps - Black

SI36000BK

Individual Straps - Blue

SI36000BL

Individual Straps - Red

SI36000R

Y Straps - Black

SI36001BK

Y Straps - Blue

SI36001BL

Y Straps - Red

SI36001R

Replacement Y-Straps Black (arm restraints)

SI-YSTRAP

Ind Arm Restraint Strap-Black

*Suit 36000 Arm Restraints

SI54018BK

**ARM RESTRAINTS**

SFI approved with 2" wide arm bands with 1" wide adjustable restrainer straps. - Black Only.

Description

Arm Restraints SFI 3.3 Black

Part No.

SS600

Driver Arm Restraints (Pairs)**SFI 3.3 Approved**

Part No.	Color	Description
RCI 9462B	Red	Arm Restraints
RCI 9462C	Blue	Arm Restraints
RCI 9462D	Black	Arm Restraints
RCI 9460DJR	Black	JR Arm Restraints

**PYROTECT ARM RESTRAINTS**

These are our Professional Series Arm restraints and are Nomex covered HD foam with adjustable length nylon straps. Box stitched strapping may be attached to separate rings for individual use or to a common ring for "y" attachment to lap belt. Secure at the forearm, and adjust length so arm/hand cannot extend outside of protective cage or roll bar/side brace safety zone in formula cars.

Available in: Black, red or Blue

Description

- Adult Arm Restraints, BLACK, 1 Pair
- Adult Arm Restraints, RED, 1 Pair
- Adult Arm Restraints, BLUE, 1 Pair
- Junior Arm Restraints, BLACK, 1 Pair
- Junior Arm Restraints, RED, 1 Pair
- Junior Arm Restraints, BLUE, 1 Pair

Part No.

PYH700201

PYH700202

PYH700203

PYJ8510

PYJ8520

PYJ8530

**Window Nets**

Square or rectangular window nets for full bodied cars with 1" webbing. Meets 27.1

Description

18" x 24" Rectangle - Black

24" x 24" Square - Black

16"x 27" Trapezoid (Nascar) style - Black

Part No.

SI36002BK

SI36003BK

SI36004BK

**Sprintcar Window Nets**

Window net for Sprint cars. Features 1" webbing with quick release buckle.

Description


Sprintcar Window Net - Black

Part No.

SI36005BK

Window Nets SFI 27.1 Approved

Part No.	Size	Color
RCI 7600B	18x24	Red
RCI 7600C	18x24	Blue
RCI 7600D	18x24	Black
RCI 7601B	24x24	Red
RCI 7601C	24x24	Blue
RCI 7601D	24x24	Black
RCI 7651A	Window Net Install Kit (Nascar Type)	

**PYROTECT STOCK CAR****WINDOW NET**

A cut above the competition! Wide spaced 1" nylon box stitched strap for strength and visibility.

Standard 18x24inch size. track tested to provide extremely low air drag. Meets SFI 27.1 spec.

Available in: Black netting with black, red or blue webbing.

Description

Stock Car Window Net, Left/Right, BLACK

Stock Car Window Net, Left/Right, RED

Stock Car Window Net, Left/Right, BLUE

Part No.

PYNX50591

PYNX50592

PYNX50593

**PYROTECT SPRINT CAR NET**

Available left or right, 1" strapping and netting for visibility.

HD quick release connector and quick mount sliders.

Available in:

Black netting with black,

red or blue webbing.

Description

Sprint Car Net, Left, BLACK

Sprint Car Net, Right, BLACK

Sprint Car Net, Left, RED

Sprint Car Net, Right, RED

Sprint Car Net, Left, BLUE

Sprint Car Net, Right, BLUE

Part No.

PYNX50710

PYNX50711

PYNX50712

PYNX50713

PYNX50714

PYNX50715

**STROUD WINDOW NET MOUNTING KIT SS503**

ENGINE NAPPIES



ENGINE DIAPERS

Originally designed by Stroud Safety, the Engine Diaper comes in either the SFI 7.1 Kevlar style or the 7.2 ballistic nylon sportsman style. Use a Stroud Engine Diaper to keep parts and pieces away from places they don't belong! Available for all engine and oil pan combinations, for all type cars.

KEVLAR ENGINE DIAPER COMPLETE

Engine Diaper comes in the SFI 7.1 Kevlar style. **SS1020**

NYLON ENGINE DIAPER COMPLETE

Engine Diaper comes in the 7.2 ballistic nylon sportsman style. **SS1000**



RCI Engine Nappies

RCI engine nappies are SFI-7.2 approved and are available for V8 or Sport Compact engines. Prevents grenading engines from oiling down the track.

Description

Universal V8 Engine Nappy
Sport Compact Engine Nappy
Replacement Oil Pad for RC17809A
Replacement Oil Pad for RC17811A



Part No.
RC17809A
RC17811A
RC17809B
RC17811B

DRAG CHUTES & ACCESSORIES



Simpson Drag Chutes

A drag chute is required on all drag cars over 140mph and cars with two wheel brakes over 130mph. Simpson chutes are supplied complete with chute, pilot and chute pack.



10' Skyjacker Drag Chute

- Handmade crossform design delivers reliable and durable performance for all cars up to 200 mph
- Complete with nylon pack and pilot chute.

10' Drag Chute 200mph, Black with Black Pack **SI42020BK**
10' Drag Chute 200mph, Black with Silver Pack **SI42020BK/S**
10' Drag Chute 200mph, Blue with Silver Pack **SI42020BL**
10' Drag Chute 200mph, Red with Black Pack **SI42020R**
10' Drag Chute 200mph, Red with Silver Pack **SI42020R/S**

12' Crossform Drag Chute

- Designed for funny cars and dragsters
- Handmade crossform design for outstanding performance from 200 to 300+ mph
- Complete with aluminized pack and pilot chute

12' Drag Chute 300+ mph, Black with Silver Pack **SI42060BK**
12' Drag Chute 300+ mph, Blue with Silver Pack **SI42060BL**
12' Drag Chute 300+ mph, Black with Red Logo Silver Pack **SI42060KS**

Chute Accessories

Pilot Chute for all Models **SI42085**
Silver Pack for 12' Crossform **SI42087**
Silver Pack for 10' Sky Jacker **SI42083**
Black Nomex Pack for 12' Crossform **SI42088**
Black Pack for 10' Sky Jacker **SI42084**
Black Nylon Pack for 10' Sky Jacker **SI42086**

Air Boss Parachute

Simpson's Chute Assist features our innovative inside/out parachute pack and is designed to add that extra push for chute deployment when needed.

SI43083



Simpson Air

Boss Drag Chutes

In racing there is only one thing more important than going fast. Slowing down! Simpson has once again answered the call.

The new Air Boss parachute systems are smaller, lighter, and yet produce more stopping power. They feature four Kevlar lines for added protection. Canopies are available in 8' or 10'. Add confidence in getting stopped by a Simpson Air Boss Chute today

8" Chute W/Launcher **SI42031BK**
10" Chute W/Launcher **SI42041BK**
8" Chute **SI42030BK**
10" Chutes **SI42040BK**
10' Replacement Black Nomex Chute Pack **SI42045**



HOW TO ORDER CHUTE TO CAR APPLICATION

1. Select your car application

If you select numbers below as is, chute will be a standard pilot chute application.

Application	Chute Style.
Super Comp	#400
Super Gas	#410
Comp Eliminator	#420
Pro Stock	#430
Fuel/Alcohol Dragster	#450
Fuel/Alcohol Funny	#470

3. Select Your Colour

1 = Black
2 = Red
3 = Blue
4 = Yellow
5 = Pink
6 = Orange
7 = White

4. For Pro Stock / Pro Mod Chute Size For Over 200 MPH

1 = Size 24, 200-215 MPH (Dual Chute)
2 = Size 26, 250-270 MPH (Dual Chute)
3 = Size 28, 230-250 MPH (Dual Chute)
4 = Size 30, 215-230 MPH (Dual Chute)
5 = Size STD, 180-200 MPH (Single Chute)

2. Select Your Chute Launch Style

4803 = Spring Launcher
4804 = Air Launcher

EXAMPLES of Part Numbers put together from above lists

400 (car application) -1 (colour of chute) = Part No. SS400-1
Super Comp **Black** standard pilot chute

420 (car application) 4803 (Launcher Type) -1 (colour of chute)
Comp Eliminator **Spring Launcher** **Black**
Part No = SS4204803-1

450 (car application) 4804 (Launcher Type) -1 (colour of chute) =
Top Fuel/Alcohol **Air Launcher** **Black**
Part No = SS4504804-1

Pro stock / Pro Mod With Chute Size

430 (car application) -4 (colour of chute) -3 (Chute Size) =
Pro Stock/Mod **Yellow** **#28**
Part No = SS430-4-3 standard pilot chute

430 (car application) 4804 (Launcher Type) -3 (colour of chute)
Pro Stock/Mod **Air Launcher** **Blue**
-4 (Chute Size) = Part No. SS4304804-3-4
#30



STROUD

LAUNCHER SYSTEM - MECHANICAL & PNEUMATIC

Stroud parachute launchers are the most advanced parachute deployment system on the market. Available in either mechanical or pneumatic styles, the chute launcher completely does away with pilot chutes and their inherent problems. Patented by Stroud Safety, the chute launcher was over 8 years in development. The chute launcher can be used from the slowest bracket car to Top Fuel cars. It is especially effective on 1/8 mile courses, as it is not speed dependent like a pilot chute system.

The mechanical system is spring deployed using a regular pull handle. It is ideal for cars that do not have an onboard air system. For those cars that have onboard air, or wish to, then the Stroud pneumatic chute launcher is ideal! It is lighter and easier to use than the spring launcher. Both systems work equally well and the parachute does not know the difference.

If weight is a problem, then the new carbon fiber air launcher is for you. It weighs LESS than a standard Stroud chute with a pilot chute! All Stroud chute launchers come complete with all required mounting and operational equipment. The Stroud parachute launchers work ONLY with Stroud chutes. Using other type chutes is VERY dangerous! Call Stroud Safety for your specific needs.

Replacement Stroud Chutes are also available, specify type of chute system setup in your car i.e standard pilot chute, spring launcher small/large or air launcher small/large.

Stroud chutes come in various colors - Black, Red, Blue, yellow, Pink, Orange, White, Purple & Lime Green. Common colored chutes Black, Red & Blue Will be stocked, all other colors are special order.



STROUD DRAG CHUTES

Stroud Safety is the leader in the non-rigid aerodynamic decelerator field (i.e. drag chutes). These chutes were designed from the start to be user friendly. Stroud Safety has nearly 50 years experience in parachute design and manufacture. After much exhaustive testing and refinement, the Stroud system was developed.

The Stroud Drag Chute is designed to open very reliably and softly, pull straight, stop sooner and pack very easily by one person in 4 or 5 minutes. The Stroud system does not pull the car off the ground. It pulls low and straight back. With its special deployment system, this chute will open much softer and much more reliably, stopping your car in much less distance than conventional chutes. Stroud Safety has a chute for every need, with over 50 styles available.

Replacement Stroud Chutes are also available, specify type of chute system setup in your car i.e standard pilot chute, spring launcher small/large or air launcher small/large. Stroud chutes come in various colors - Black, Red, Blue, yellow, Pink, Orange, White, Purple & Lime Green. Common colored chutes Black, Red & Blue Will be stocked, all other colors are special order.

STANDARD PILOT CHUTE SYSTEM

Super Comp Chutes

Suit Super Comp cars approximately 1000-1700 LBS up to 170 MPH & Super Gas cars approximately 1700-2900 LBS up to 170 MPH

Description	Part No.
Super Comp Chute Assembly Black	SS400-1
Super Comp Chute Assembly Red	SS400-2
Super Comp Chute Assembly Blue	SS400-3

Replacement Super Comp Chutes

Description	Part No.
Super Comp Chute Only Black	SS400R-1
Super Comp Chute Only Red	SS400R-2
Super Comp Chute Only Blue	SS400R-3

Super Gas Chutes

Description	Part No.
Super Gas Chute Assembly Black SS410-1	
Super Gas Chute Assembly Red	SS410-2
Super Gas Chute Assembly Blue	SS410-3

Comp Eliminator Chutes

Comp Eliminator cars approximately 2900-3400 LBS up to 180 MPH

Description	Part No.
Comp Eliminator Chute Assembly Black	SS420-1
Comp Eliminator Chute Assembly Red	SS420-2
Comp Eliminator Chute Assembly Blue	SS420-3
Comp Eliminator Chute Assembly Yellow	SS420-4

Replacement Comp Eliminator Chute

Description	Part No
Comp Eliminator Chute Only Black Suit Launcher Bag	SS420R-1-2

Pro Stock / Pro Mod Chutes

Suit Pro Stock Over 200 MPH Dual Chutes Required

Description	Part No.
Pro Stock Chute Assembly Black, Size 24	SS430-1-1
Pro Stock Chute Assembly Black, Size 26	SS430-1-2
Pro Stock Chute Assembly Black, Size 28	SS430-1-3
Pro Stock Chute Assembly Black, Size 30	SS430-1-4
Pro Stock Chute Assembly Black, Size 32	SS430-1-5
Pro Stock Chute Assembly Blue, Size 32	SS430-3-5

Replacement Pro Stock / Pro Mod Chutes

Description	Part No
Black, Size 24 Suit Deployment Bag	SS430R-1-1-1
Black, Size 24 Suit Launcher Bag	SS430R-1-1-2
Black, Size 26 Suit Deployment Bag	SS430R-1-2-1
Black, Size 28 Suit Deployment Bag	SS430R-1-3-1
Black, Size 28 Suit Launcher Bag	SS430R-1-3-2
Black, Size 30 Suit Deployment Bag	SS430R-1-4-1
Black, Size 30 Suit Launcher Bag	SS430R-1-4-2
Black, Size STD Suit Launcher Bag	SS430R-1-5-2
Black, Size 32 Suit Deployment Bag	SS430R-1-5-1

Top Fuel & Top Alcohol Dragster Chutes

Suit Top Fuel/Alcohol Dragster Over 270+ MPH Dual Chutes Required

Description	Part No.
Top Fuel/Alcohol Chute Assembly Black	SS450-1
Top Fuel/Alcohol Chute Assembly Red	SS450-2
Top Fuel/Alcohol Chute Assembly Blue	SS450-3

Fuel Funny Car & Top Alcohol Funny Car Chutes

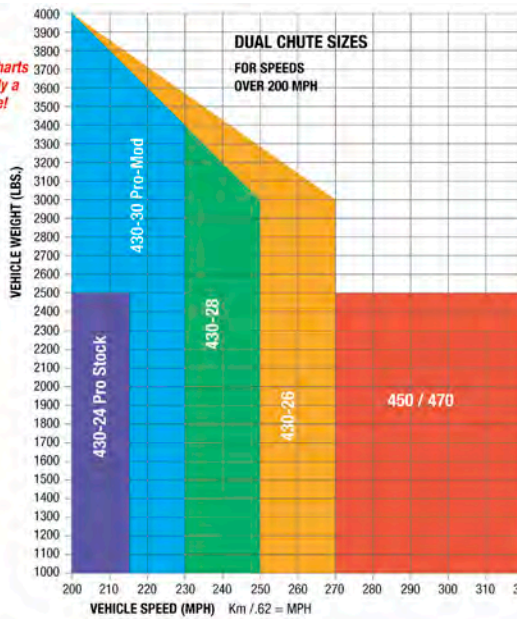
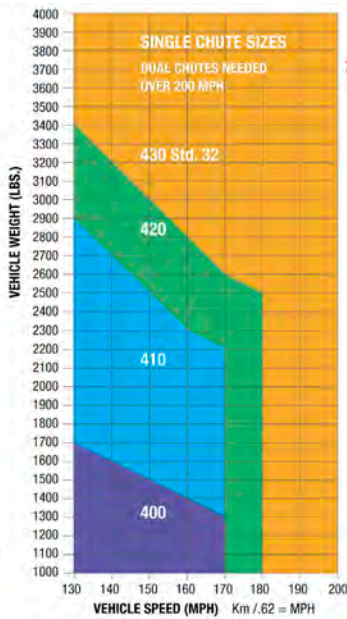
Suit Fuel/Alcohol Funny Car Over 270+ MPH Dual Chutes Required

Description	Part No.
Fuel/Alcohol F/C Chute Assembly Black	SS470-1
Fuel/Alcohol F/C Chute Assembly Red	SS470-2
Fuel/Alcohol F/C Chute Assembly Blue	SS470-3

DRAG CHUTES

Chute To Car Application

Stroud chutes are specifically designed based on vehicle weight and speed. Stroud recommends that customers consult a qualified technician to confirm the size required for their particular specifications. Use the following charts to help determine what your drag chute needs are going to be. See the sizing chart below:



SPRING LAUNCHER

SYSTEM

Super Comp Small

Spring Launcher Chutes

Suit Super Comp cars approximately 1000-1700 LBS up to 170 MPH &

Super Gas cars approximately 1700-2900 LBS up to 170 MPH

Description	Part No.
Super Comp Chute Assembly Black	SS4004801-1
Super Comp Chute Assembly Red	SS4004801-2
Super Comp Chute Assembly Blue	SS4004801-3

Super Gas Chutes Small Spring Launcher

Description	Part No.
Super Gas Chute Assembly Black	SS4104801-1
Super Gas Chute Assembly Red	SS4104801-2
Super Gas Chute Assembly Blue	SS4104801-3

Comp Eliminator Large Spring Launcher Chutes

Comp Eliminator cars approximately 2900-3400 LBS up to 180 MPH

Description	Part No.
Comp Eliminator Chute Assembly Black	SS4204803-1
Comp Eliminator Chute Assembly Red	SS4204803-2
Comp Eliminator Chute Assembly Blue	SS4204803-3

Pro Stock Large Spring Launcher Chutes

Suit Pro Stock Over 200 MPH Dual Chutes Required

Description	Part No.	Size
Pro Stock Chute Assembly Black	SS4304803-1-1	Size 24
Pro Stock Chute Assembly Black	SS4304803-1-2	Size 26
Pro Stock Chute Assembly Black	SS4304803-1-3	Size 28
Pro Stock Chute Assembly Black	SS4304803-1-4	Size 30
Pro Stock Chute Assembly Black	SS4304803-1-5	STD Size
Pro Stock Chute Assembly Blue	SS4304803-3-1	Size 24

(Refer to chart for correct chute size to MPH application)

Top Fuel & Top Alcohol Dragster Large Spring Launcher Chutes

Suit Top Fuel/Alcohol Dragster Over 270+ MPH Dual Chutes Required

Description	Part No.
Top Fuel/Alcohol Chute Assembly Black	SS4504803-1
Top Fuel/Alcohol Chute Assembly Red	SS4504803-2
Top Fuel/Alcohol Chute Assembly Blue	SS4504803-3

Fuel Funny Car & Top Alcohol Funny Car Large Spring Launcher Chutes

Suit Fuel/Alcohol Funny Car Over 270+ MPH Dual Chutes Required

Description	Part No.
Fuel/Alcohol F/C Chute Assembly Black	SS4704803-1
Fuel/Alcohol F/C Chute Assembly Red	SS4704803-2
Fuel/Alcohol F/C Chute Assembly Blue	SS4704803-3

Stroud Launcher Assembly Upgrade Kit

Description	Part No.
Small Spring Launcher Upgrade	SS4901
Small Air Launcher Upgrade	SS4902
Large Air Launcher Upgrade	SS4904

AIR LAUNCHER SYSTEM

Super Comp Small Air Launcher Chutes

Suit Super Comp cars approximately 1000-1700 LBS up to 170 MPH & Super Gas cars approximately 1700-2900 LBS up to 170 MPH

Description	Part No.
Super Comp Chute Assembly Black	SS4004802-1
Super Comp Chute Assembly Red	SS4004802-2
Super Comp Chute Assembly Blue	SS4004802-3

Super Gas Chutes Small Air Launcher

Description	Part No.
Super Gas Chute Assembly Black	SS4104802-1
Super Gas Chute Assembly Red	SS4104802-2
Super Gas Chute Assembly Blue	SS4104802-3

Comp Eliminator Large Air Launcher Chutes

Comp Eliminator cars approximately 2900-3400 LBS up to 180 MPH

Description	Part No.
Comp Eliminator Chute Assembly Black	SS4204804-1
Comp Eliminator Chute Assembly Red	SS4204804-2
Comp Eliminator Chute Assembly Blue	SS4204804-3

Pro Stock Large Air Launcher Chutes

Suit Pro Stock Over 200 MPH Dual Chutes Required

Description	Part No.
Pro Stock Chute Assembly Black, Size 24	SS4304804-1-1
Pro Stock Chute Assembly Black, Size 26	SS4304804-1-2
Pro Stock Chute Assembly Black, Size 28	SS4304804-1-3
Pro Stock Chute Assembly Black, Size 30	SS4304804-1-4
Pro Stock Chute Assembly Black, Size 32	SS4304804-1-5

(Refer to chart for correct chute size to MPH application)

Top Fuel & Top Alcohol Dragster Large Air Launcher Chutes

Suit Top Fuel/Alcohol Dragster Over 270+ MPH Dual Chutes Required

Description	Part No.
Top Fuel/Alcohol Chute Assembly Black	SS4504804-1
Top Fuel/Alcohol Chute Assembly Red	SS4504804-2
Top Fuel/Alcohol Chute Assembly Blue	SS4504804-3

Fuel Funny Car & Top Alcohol Funny Car Large Air Launcher Chutes

Suit Fuel/Alcohol Funny Car Over 270+ MPH Dual Chutes Required

Description	Part No.
Fuel/Alcohol F/C Chute Assembly Black	SS4704804-1
Fuel/Alcohol F/C Chute Assembly Red	SS4704804-2
Fuel/Alcohol F/C Chute Assembly Blue	SS4704804-3

Drag Chutes - Pilot Chute System

These Stroud Drag Chutes use the standard pilot chute deployment system. They are also available below with the patented Stroud Launcher System in either mechanical or pneumatic styles.

Description
Super Gas - Black
Comp Eliminator - Black
Pro Stock - Black

Part No.
SS4101
SS4201
SS4301

Chute Bags & Packs

stroud offers all our parts for individual purchase to replace only parts on stroud equipment.

Small Chute Bag (#410 and Smaller)
Large Chute Bag (#420 and Larger)

SS4061
SS4063

Stroud Door Restraints

stroud door restraints are designed to keep doors from being slammed against their tops when the wind catches them. Easy to both attach and remove, these restraints are a small, but important, addition to each race car.

Door Restraints SS575

Remove Before Flight

MG6001 - Chute Release Warning Flag 2" X 16"
"REMOVE BEFORE FLIGHT"



AEROFLOW PARACHUTE SAFETY FLAG

Part No	Description
AF98-2044	AeroFlow parachute safety flag

Remove Before Flight Tags

Remove Before Flight tags are available as red flags with pins for all safety needs.

Remove Before Flight Tag SS475



PARACHUTE RELEASE CABLE KIT

This kit streamlines installation of cable release system for a parachute. The kit includes a black 18" (5.48M) of Teflon lined Feisted cable, clip type cable with exposed .070" diameter wire on one end (may be cut to preferred length), Black anodised CNC machined lightweight aluminium lever/handle, rod end and cable mounting hardware. The unique feature in this kit is a billet cable end to eliminate cable from fraying and causing parachute bag damage.

Part No	Description
AF80-1000	Complete kit with Chrome handle & black accessories
AF80-1000BLK	Complete kit with Black handle & black accessories
AF64-4357	Universal Chrome lever/handle only
AF64-4357BLK	Universal Black lever/handle only
AF59-1000	Chute release cable only (blue in colour)
AF59-1000BLK	Chute release cable only (black in colour)
AF59-1001	Cable end terminator (black in colour)

Note: Handle can be used with other parachute release kits.



Chute Release Cable Kit

Includes standard 15' solid wire core, clip type cable with exposed .075" wire on one end, CNC machined aluminium lever, clevis end, cable mounting hardware and weld on tabs.

Chute Release Cable Kit
Chute Release Lever Only

PWC42-509
PWC42-510

Chute Release Kit

A complete cable kit for your car to activate your parachute system. Comes complete with a 17 foot heavy duty cable and all necessary fittings and instructions.

Single Cable Kit
Dual Cable Kit
Replacement Cable Only

SS541
SS544
SS542

Remote Chute Release System

Release your chute with the push of a button. Comes with all hardware except for the air bottle.

Remote Chute Release System
SS4805

Air Bottle & Clamps

Stroud offers a complete air bottle unit with regulator and gauge. We also offer mounts for either floor or roll bar mounting.

2.25 lb. Air Bottle & Regulator Mounting Clamp

SS4800-2
SS4800-4

ROLL BAR PADS



Moroso Offset Roll Bar Padding

Our popular Roll Bar Padding is now packaged in single 3-foot lengths for improved convenience and pricing. This special flame-retardant, 3" o.d. padding is extruded from high-density foam for maximum safety and protection. Inside diameter of 1-5/8" is offset by 7/16" to position extra cushioning towards the driver where it's needed the most.

Offset Roll Bar Padding, Black
Offset Roll Bar Padding, Blue
Offset Roll Bar Padding, Red
Offset Roll Bar Padding, Orange

MO80939
MO80940
MO80941
MO80942

Roll Bar Padding

SFI 45.1 Approved

- SFI 45.1 Specified approved padding, approval marked on padding
- Comes in 36" lengths; 7/8" thickness, fits 1-5/8"-2" bar diameter
- Padding backed with pressure-sensitive adhesive and can be cut to size to make installation easy
- Padding exceeds SFI 45.1 rating for dripping or melting in a fire, and is self-extinguishing
- SFI 45.1 approved Roll Bar Padding is more dense than traditional padding, and is designed to absorb the impact energy

SFI Roll Bar Padding, Black

MI080944

SFI ROLL CAGE PADDING

Comes in 3' sticks & fits 1-5/8" tubing.

Description
SFI Roll Cage Padding Black

Part No.
SS550



Kirkey Roll Bar Padding

- Available in 3 foot lengths
- Fire retardant High density padding
- Offset hole provides more protection towards driver
- Fits 1-3/8" to 1-3/4" tubing

Black **KI99001**
Red **KI99002**
Blue **KI99003**
Yellow **KI99004**

Kirkey High Density Roll Bar Padding

- The ultimate roll bar padding.
- Won't burn or drip molten bits on you.
- Half circle design protects you, saves weight and costs less.
- Mounts easily with self-adhesive backing
- SFI 45.1 Certified

Fits 1-1/2" to 1-7/8" Tube
Fits 7/8" to 1-3/8" Tube

Black **KI99011**
KI99021
Red **KI99012**
KI99022
Blue **KI99013**
KI99023

SFI Roll Bar Padding

- SFI 45.1 approved
- 3 foot length with Velcro adhesive
- 1/2" fits 1-1/2" to 1-3/4" diameter tubing
- 5/8" fits 1" to 1-1/4" diameter tubing

Description

5/8" Thick Rollbar Padding - Black
1/2" Thick Rollbar Padding - Black



Part No.
JAZ690-007-01
JAZ690-003-01

FIRE EXTINGUISHER SYSTEMS



Fire Suppression Systems

Stroud Fire Suppression Systems are the most dependable Halon 1301 and FE-36 systems available with a versatile range of fire suppression delivery systems for all motorsports applications. One pound of Halon 1301 & FE-36 discharged for every 50 cubic feet of enclosed volume will achieve a 5% concentration in the air. This is sufficient to extinguish most fires with a substantial margin of safety. Stroud Safety systems are designed to achieve the concentration within ten seconds, where upon combustion cannot occur. All systems include: Bottle, head, mount, clamps, 3 foot or 6 foot push cable, 2 x 3-port (or 180°) nozzles, 1 x 6-port (or 360°) nozzle, fittings, and 25 feet of tubing.

5lb FE-36 Fire Suppression System (3 ft. Cable) **SS9302**
10 lb FE-36 Fire Suppression System (6 ft. Cable) **SS9352**
Replacement 5lb FE-36 bottle **SS93062**
Replacement 10lb FE-36 bottle **SS93072**



Fire System Accessories

Accessories and replacement parts for Stroud fire suppression systems.

Description	Pat No.
3-Port (180°) Tubing Nozzle	SS937
6-Port (360°) Tubing Nozzle	SS938
Flared Tee -4AN	SS9321
Steel Tubing - 1/4" OD x 25ft Roll	SS9312
10lb Billet Bottle Clamp	SS93081
5lb Fabricated Aluminium Bottle Mount	SS93082
10lb Fabricated Aluminium Bottle Mount	SS93083
5lb Billet Bottle Clamp	SS93084
Fire Bottle Valve Head	SSFB10005
Tubing Nut -4AN	SSFB4NT9030
Tubing Ferrell -4AN	SSFB4TS9035
Head & Pull Cable Assembly, 8' cable (Suit 5lb & 10lb Bottles)	SS9322
Replacement 8ft cable	SSFBCA89045
Fire Bottle Safety Pin	SSFBCSP9150

FIRE SUPPRESSION

INJECTOR HEAD

Fire Suppression Injector Head (suits Stroud Bottles AF64-6000) AeroFlow's Billet Fire Suppression Injector Head are machined from 6061 T6 aluminium and suits bottles that use 1"-14 thread. These are a direct fit to Stroud and similar bottles. This injector head features a stainless steel injector nozzle for longevity and precise accuracy. Has 1/8" NPT ports for ease of plumbing and can be used with a cable or lever activation system. Anodized black and perfect for use with the AF66-5000 line kits.

AF64-6000 Fire system line kit. Black anodised finish



FIRE SUPPRESSION LINE KIT

AeroFlow's Fire System line kit features 25 foot (7.5m) of hard line, 6 x 180° Spray Pattern Injector Nozzles, 5 x T-pieces, 21 x Tube Nuts, 21 x Tube Sleeves and 2 x 1/8" to -4AN adapters. This whole kit is anodized black for that stealth look working seamlessly with the AF64-6000 Billet Fire Suppression Injector Nozzle Head.

AF66-5000 Fire system line kit. Black anodised finish
AF66-5001 Fire system NOZZELS ONLY (2 Pack)

RACE SEATS

RCI Poly Seats

RCI poly seats are strong with lightweight double wall construction. Fixed mounts are supplied installed on all poly seats and optional sliding mounts bolt to the fixed mounts. High back seats are 20" wide and 33" tall, low back seats are 20" wide and 27" tall.



Poly Seats
High Back Poly Seat - Black
RCI8000S

Low Back Poly Seat - Black
RCI8020S



High Back Seat Covers

Black Cover **RCI8001S**
Red & Black Cover **RCI8001B**
Blue & Black Cover **RCI8001C**
Yellow & Black Cover **RCI8001F**

Low Back Seat Covers

Black Cover **RCI8021S**
Red & Black Cover **RCI8021B**
Blue & Black Cover **RCI8021C**
Yellow & Black Cover **RCI8021F**

Poly Seat Mounts

Fixed Mounts **RCI7450A**
Sliding Mounts **RCI7451A**




RCI Aluminium Seats

RCI Aluminium seats are constructed from .100" thick TIG welded 5051 Aluminium, double wall in high stress areas. These high back seats are 17" wide and 34" tall.

Alum. High Back Seat **RCI8440S**

Aluminium Seat Covers

Black Cover **RCI8443S**
Blue Cover **RCI8443C**
Red Cover **RCI8443B**
Yellow Cover **RCI8443F**





NOTE:
SEAT COVERS
ARE NOT
INCLUDED
& ARE SOLD
SEPERATELY

Economy Drag Seat

Our most inexpensive drag seat has the same KIRKEY quality as our most expensive. You can be sure that regardless of price and features, we never scrimp on safety or materials.

- Constructed from MIG welded .125" thick 5052 grade aluminium.
- Seat sides are lowered for lap belts.
- Water resistant nylon cover, black only.
- Seat cover clips eliminate snaps.
- Rubber molding around perimeter of seat.
- Upholstery is double stitched around belt openings and all stress points.
- Headrest reinforced with an offset aluminium extrusion.
- Shoulder and Submarine belt opening is standard.
- Seat bottom is contoured to support lower back and hips.
- Extra thick, high density foam padding on bottom to support thighs.

Seats

Economy Drag Seat, 15.5" Hip Width	KI16400
Economy Drag Seat, 17.5" Hip Width	KI16800

Covers

15.5 Economy Drag Seat Cover Black Nylon	KI16401
17.5 Economy Drag Seat Cover Black Nylon	KI16801

Intermediate 10° to 20° Layback Seats

Our Standard Layback seat is uniquely designed to be mounted in multiple layback angles. Designed for street stocks, IMCA Modifieds, limited late models, mini Modifieds, dwarf cars, legends or any entry level division. The Standard seat is a great value for the amateur racer who demands the best in safety and comfort at this level.

- TIG welded .125" thick 5052 grade aluminium.
- MIG welded inside for added strength.
- Offset aluminium extrusion around perimeter of seat adds extra strength and safety.
- Progressive rib bead adds extra strength.
- Multi-position, lap belt openings for easy mounting.
- Submarine belt opening is standard. Machined edges eliminate rubber moulding.
- Upholstery is double stitched around belt openings and all stress point areas.
- Contoured high density foam bottom provides complete leg and inner thigh support.
- Extra thick, high density foam on rib supports for comfort and safety.

Seats

Standard 10° to 20° Layback 14" Hip Width	KI38140
Standard 10° to 20° Layback 15" Hip Width	KI38150
Standard 10° to 20° Layback 16" Hip Width	KI38160
Standard 10° to 20° Layback 17" Hip Width	KI38170
Standard 10° to 20° Layback 18.5" Hip Width	KI38185
Standard 10° to 20° Layback 20" Hip Width	KI38200

Covers

Standard 10° to 20° Layback 14" Black Cloth	KI3814011
Standard 10° to 20° Layback 15" Black Cloth	KI3815011
Standard 10° to 20° Layback 16" Black Cloth	KI3816011
Standard 10° to 20° Layback 17" Black Cloth	KI3817011
Standard 10° to 20° Layback 18.5" Black Cloth	KI3818511
Standard 10° to 20° Layback 20" Black Cloth	KI3820011

65 SERIES

Road Race Containment Seat

Our new Intermediate Road Race Layback seat is designed especially for entry level road course cars. This seat is very comfortable making it ideal for endurance events.

- A true road race design with built in shoulder support.
- Machined aluminium panels for maximum durability, strength and weight reduction.
- Aluminium extrusion around perimeter for strength and safety.
- Extended front and bottom for additional comfort and support.
- Contoured high density foam bottom for maximum leg and thigh support.
- Contoured head rest is designed to cup helmet.
- The entire seat cover is fully padded for extra comfort and safety.

SEATS INCLUDE BLACK CLOTH COVER

Deluxe Road Race Seat, 15" Hip Width	KI65150KIT
Deluxe Road Race Seat, 16" Hip Width	KI65160KIT
Deluxe Road Race Seat, 17" Hip Width	KI65170KIT
Deluxe Road Race Seat, 18.5" Hip Width	KI65185KIT



Seat Brackets

- Mounts seat to existing roll bar tubes
- Specially designed for our new road race seat, but can also be used with any seat.

Upper Bracket (use one)	KI99202
Lower Brackets (pair)	KI99204

Pro-Street Drag Seat

A professional racing seat is just as important in a drag car as it is in an oval track car or road racer. The increased feel for the car through the seat will help you with chassis set-up and give you more consistent times. You will be able to concentrate on the lights better if you are comfortable and relaxed.

- Constructed from MIG welded .100" thick 5052 grade aluminium.
- MIG welded on the inside for added strength.
- Offset aluminium extrusion around perimeter of seat for added strength and safety.
- Contoured high density foam bottom provides complete leg and inner thigh support.
- Upholstery is double stitched around belt openings and all stress points.
- Extra thick, high density foam on rib support for added comfort and safety.

Seats

Pro Street Drag Seat, 15" Hip Width	KI55150
Pro Street Drag Seat, 16" Hip Width	KI55160
Pro Street Drag Seat, 17" Hip Width	KI55170
Pro Street Drag Seat, 18.5" Hip Width	KI55185
Pro Street Drag Seat, 20" Hip Width	KI55200

Covers

15" Pro Drag Seat Cover Black Cloth	KI5515011
16" Pro Drag Seat Cover Black Cloth	KI5516011
17" Pro Drag Seat Cover Black Cloth	KI5517011
17" Pro Drag Seat Cover Black Vinyl	KI5518511
18" Pro Drag Seat Cover Black Cloth	KI5520011



WHEELS

15" Aluma Star Front 2 Piece

- New FORGED Aluminium Centre, Lighter- Stronger
- Cold Drawn Rim Shell Halves
- Fully Polished Centre and Inner and Outer Halves • Double Rolled Outer Rim Lips for Stronger, Straighter, Better Screw Retention - No Stripped Threads

Part Number	Size	Bolt Circle	Rear Spg
WE788-504200	15x3.5	5x4.5	1.25
WE788-504202	15x4	5x4.5	1.75
WE788-504270	15x3.5	5 5/4.75	1.25
WE788-504272	15x4	5x4.75	1.75
WE788-506206	15x6.25	5x4.5	3.00
WE788-506276	15x6.25	5x4.75	3.00



Aluma Star 1-Piece

- Forged Alloy Construction
- Fully Polished or Black Finish
- Spindle Mount Includes Centre Cap
- Stud Mount Does Not Include Centre Cap
- FOR DRAG RACING ONLY (Not For Street Use)

1 Piece Front Runners – Spindle Mount

Part Number	Wheel Size	Spindle Type	Back Space	Finish
WE88-15000	15x3.5	Anglia	1.75	Polished
WE88B-15000	15x3.5	Anglia	1.75	Black
WE88-15001	15x3.5	Strange	1.75	Polished
WE88B-15001	15x3.5	Strange	1.75	Black
WE88-17000	17x2.25	Anglia	1.13	Polished
WE88B-17000	17x2.25	Anglia	1.13	Black
WE788B-17001	17x3.5	Strange	1.75	Black

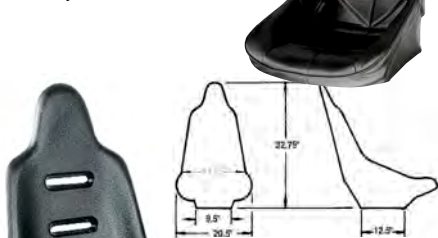
1 Piece Front Runners – Stud Mount

Part Number	Wheel Size	Bolt Circle	Back Space	Finish
WE88-15202	15x3.5	5x4.5	2.25	Polished
WE88B-15202	15x3.5	5x4.5	2.25	Black
WE88-15204	15x3.5	5x4.5	1.75	Polished
WE88B-15204	15x3.5	5x4.5	1.75	Black
WE88-15272	15x3.5	5x4.75	2.25	Polished
WE88B-15272	15x3.5	5x4.75	2.25	Black
WE88-15274	15x3.5	5x4.75	1.75	Polished
WE88B-15274	15x3.5	5x4.75	1.75	Black
WE88-1704204	17x4.5	5x4.5	2.25	Polished
WE88-1704274	17x4.5	5x4.75	2.25	Polished
WE605-5073	Centre Cap for Stud Mount Wheels		Polished	
WE605B-5073	Centre Cap for Stud Mount Wheels		Black	

Turbo Pro

- Designed for road racing & off-road racing
- Wrap-around lateral support in shoulder and thigh area for high speed cornering
- Molded-in 5/16" - 18 threaded inserts
- Compatible with 5 point harnesses
- Total weight with cover only 12 lbs.


Item	Part #
Seat Only	JAZ100-150-01
Black Vinyl Cover	JAZ150-151-01



Pro Stock

- Excellent back & lumbar support
- Integral headrest allows 325 degrees of vision
- Molded-in 5/16" - 18 threaded inserts
- Compatible with 5 point harnesses
- Total weight with cover only 13 lbs.

Item	Part #
Pro Stock Seat Only	JAZ100-100-01
Black Vinyl Seat Cover	JAZ150-101-01
Black Vinyl Seat Cover w/ Velour Insert	JAZ150-102-01
Black Velour Seat Cover	JAZ150-104-01
Grey Velour Seat Cover	JAZ150-104-02



Poly Seat Mounts

- Designed for Polyethylene seats
- Universal style adjusts for height & angle
- Sliding mounts feature locking mechanism on both tracks
- Both styles can be adapted to work with other brands of seats

Item	Part #
Universal Mounts	JAZ450-010-09
Sliding Mounts	JAZ450-011-03



Aluminium Seats

- Aluminium extrusion welded to perimeter
- Extra wide shoulder harness slot
- Fully TIG welded inside and out
- .100" 5052 grade aluminium
- Proper kick up in seat bottom

ITEM	PART #
Seat Only	JAZ120-300-03
Black Vinyl Cover	JAZ150-301-01

